

BI FOLD & SLIDING DOORS

Homeowner



HOMEVIEW





Open up to A New Way of Living

Installing HomeView bi folding or sliding doors not only creates lots of light and space, but can also completely transform any living area within your home from kitchens, living rooms and garden buildings, which are growing in popularity for use as home offices.

We spend so much time in our homes nowadays that it makes perfect sense to reward ourselves with uninterrupted light openings, providing beautiful unimpeded views of your garden, patio or landscape.

Why Choose HOMEVIEW?

Even when closed, bi folding and sliding doors can flood your living space with natural bright light, but when they are opened up the true magic of the doors becomes clear. Once open, it truly brings the outside in, allowing you to make the most of long spring or summer days.

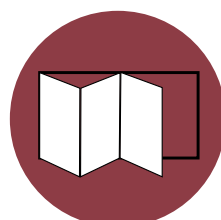
So, why wouldn't you choose HomeView?



HOMEVIEW **Bi Folding Doors**

Whether looking to create beautiful panoramic views or transform living areas such as kitchens or living rooms, bi folding doors from HomeView can be the perfect choice for you.

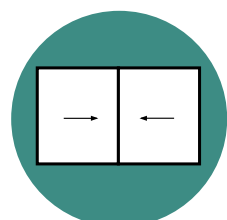
Bi folding doors can create a seamless indoor to outdoor transition, as they are able to fully conveniently open to one side, or both sides where needed. This then offers the perfect solution if you are looking to maximise your opening for entertaining, or letting fresh air in.



HOMEVIEW **Sliding Doors**

Sliding doors are perfect for homeowners looking for stunning uninterrupted views of the outside, thanks to the combination of larger panes of glass and super thin Aluminium sightlines.

With the doors able to open in various configurations, homeowners can still enjoy the benefits of opening up the living space to maximise the outdoor living space.



Bi Folding Doors

HOMEVIEW



Beautiful **Bi Folding Doors**

Whether looking to create beautiful panoramic views or transform living areas such as kitchens or living rooms, bi folding doors from HomeView can be the perfect choice for you.

HomeView is the bi folding door brand of GAP Ltd, so customers have the reassurance and backing that you would expect from the UK's largest independent manufacturer of low maintenance building products.

So, sit back, relax and enjoy looking through our bi folding door brochure, which we hope will inspire you on your journey to transform your home.

Room with a View





Perfect from any angle

*Our doors can open inwards or outwards,
depending on the space you have available.*

Whether outside looking in, or inside looking out, you'll be glad you chose HomeView bi folding doors to enhance your home. The stylish and strong high-grade aluminium we use enables us to have wider panels, ensuring fewer sightlines and better aesthetics.

No matter what your style of property or interior tastes, bi folding doors can transform how you use your interior and exterior space, spectacularly bringing them both together. From stunning kitchen extensions to warm and cosy feature living rooms, bi folding doors will make you the envy of your neighbours.

A detailed close-up photograph of a dark grey or black bi-folding door. The image focuses on the hinge and roller mechanism. The hinge is a vertical assembly with several screws. Below it, a roller is visible, which is a small wheel that allows the door to slide along a track. The door panel is partially visible, showing its smooth, dark surface. The background is a plain, light color.

Stunningly Stylish

Effortlessly Smooth

Bi folding doors are unquestionably stylish, but what good is stylish without effortlessly smooth operation.

By opening up HomeView doors you'll appreciate the craftsmanship, quality and attention to detail that goes into making them as you slide and fold the doors back.

Our high quality rollers ensure the opening and closing of the doors is effortless, allowing them to slide and fold in perfect harmony. Our rollers are cycle tested to 50,000 opens, which is the equivalent of using your bi folding doors for over 200 years.

High quality rollers enable us to produce bigger door panes meaning fewer sightlines.



Security as Standard

Multi-Point Locks

A multi-point reinforced steel hook lock ensures the traffic door is secured to the outerframe of the bi folding doors. This ensures the door can't be forcibly prised apart by would-be thieves. So, you can have style and security in one solution as standard.

Shootbolts

When securing each intermediate panel in place, our locking gearboxes drive a sturdy 15mm shootbolt into the outerframe, both top and bottom, by turning the vivo handles by 90° to ensure the doors can't be forced open.

Locking Cylinder

We are proud to offer an upgrade to a British Kitemarked 'Diamond Sold Secured' 3 star locking cylinder on our bi folding door system, the best available, to ensure your cylinder can't be picked, snapped or drilled through. Our standard offering includes a 1 star cylinder.

Glazing

Whilst the above components will keep you safe when combined with an aluminium frame, you should also discuss glazing options with your installer. As a minimum we use toughened glass but other options are also available such as laminated glass for the ultimate in security and safety.



HomeView takes your family's security seriously.

Bi Folds Furniture

Handle Options

Our lever handles offer practicality, style and security in one and can be chosen in 5 different colour options, as shown below. These colours can either blend into your overall door colour, or help it become a standout feature.

Lever Handle



Satin Silver



White



Chrome



Grey



Black

Rose Handle




Curved Rose Handle

We also offer a stainless steel rose handle option for homeowners looking to add an extra touch of style and sophistication. Ergonomically curved, this comes with a separate escutcheon which encases the locking cylinder.

Standard Security



Handle



Locking Cylinder

Our standard security offering features a choice of handles as shown above, in addition to vivo handles to lock each panel and a 1 star locking cylinder for the traffic door. To upgrade your bi fold security in line with PAS24, please see page 36-37.

Configuration

The Bigger Picture

Once you have decided on bi folding doors, it is important to consider the configuration of your doors.

Our system allows for doors up to 1200mm wide, which is often 20% bigger than typical bi folding doors on the market. The table shown guides you towards what is available.

Opening In or Out

Doors can open in or out, but the main consideration should be the space when fully open. Most homeowners choose open outwards, so they don't impact on space within the room itself. Once open, the panels are cleverly secured by magnets to keep them in position.

Traffic Door

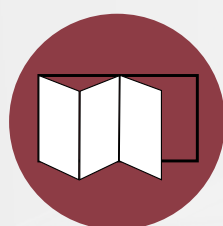
It is always useful to have a traffic door so you can nip in and out of your bi folding doors quickly and easily, without having to unlock and fully open the other door panels.

Opening Direction

There are various configurations available to suit your requirements, and remember the doors can open from the left, the right, or both if required. When talking about opening directions, always view and discuss from the outside looking in.

Thresholds

From external and internal thresholds, through to integrated cills, your installer will guide you through which option works best once the survey is complete.

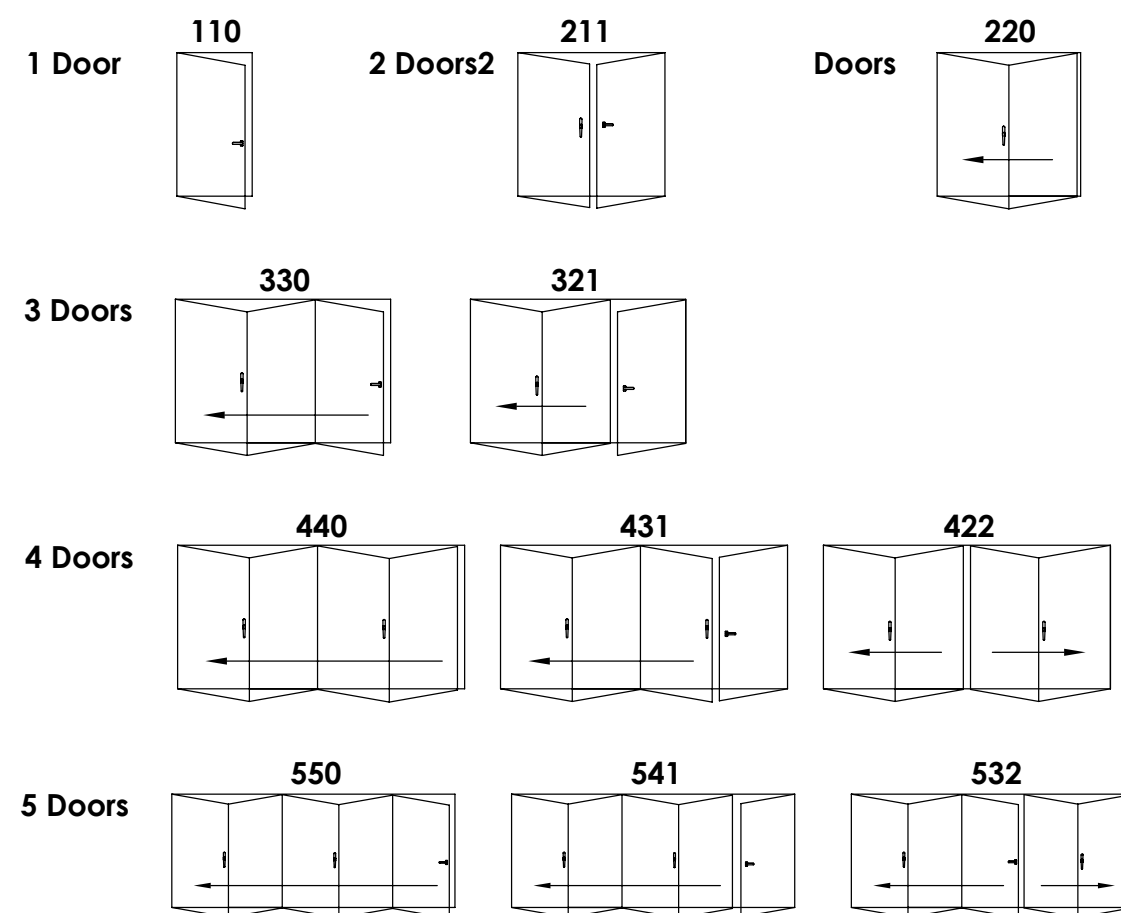


Panel Configurator Graph

Overall width of bi folding door set

	1.2 m	1.8 m	2.4 m	3 m	3.6 m	4.2 m	4.8 m	5.4 m	6 m	
2 Panels	Narrow	Standard	Wide							KEY: Narrow Door Width Standard Door Width Wide Door Width
3 Panels			Narrow	Standard	Wide					
4 Panels					Narrow	Standard	Wide			
5 Panels							Narrow	Standard	Wide	

Technical Door Matrix



Wider overall sizes are available please speak to your installer.

"20% more light with fewer sightlines"

Sliding Doors



Sleek & Seamless Sliding Doors

Sliding doors are ideal for homeowners wanting to flood their home with natural light, whilst providing a convenient opening into gardens or patios.

HomeView sliding doors are designed for seamless living with slim sightlines of just 47mm. This means you can sit back and enjoy almost uninterrupted views of the outside, from the comfort of your living space.

Not only can you enjoy the view, you can conveniently and effortlessly slide the doors back upon themselves to open the doors as you require, without having to fully open them.



Easy Glide

Our superbly engineered sliding door system is expertly manufactured using super high-quality aluminium that is both strong and versatile.

This means the grade of aluminium we use, is not only strong enough to feature slim 47mm glazing sightlines that can carry large pieces of glass, but it also means the sliding doors effortlessly glide on its tracks to open and close.



The above image shows a cross section of our sliding doors showing the polyamide thermal break and roller tracks.

Out of Sight

The narrower the aluminium frame around the edge of the glazing unit, means more glass on show. This allows more light to flood into your living space, creating a more minimalistic look and enhancing the views through the glass.

Our 47mm sightlines balance good looks, functionality and strength. The frame is solid enough to provide the strength and security homeowners require, whilst keeping the width of the sightlines in front of the glass to a minimum.

When compared against bi folding doors, whilst both offer different practicalities, sliding doors are considered to offer a cleaner unobstructive view between the outside and inside, due to fewer sightlines and glass that can stretch to many metres wide.



Sliding Door
- 47mm Sightlines

Bi Folding Door
- 120mm Sightlines

The above section demonstrates how a 47mm sightline of our sliding door, compares to our 120mm bi folding door.



Sliders Furniture



Hardware Options

A range of stylish hardware options are available to complete the look of your sliding doors.

Traffic Handles

Traffic pull door and shootbolt handles are available in finishes of black, white, grey, polished chrome or brushed stainless steel.

Internal /
External



Shoot Bolt
Handles
(Inside only)



White Black Anth Grey Chrome Brushed

Lockable Handles

Our lockable handles offer practicality, style and security and can be chosen in 5 different colours.



Anth Grey White Black Chrome Brushed

Trickle Vents

Our Trickle vents are fitted through the head of the door providing a more aesthetically pleasing and cost-effective solution. A 16mm frame extender provides space for plaster board.

Available in black, anthracite grey, or white and delivering 3333mm² of airflow per vent.

16mm or 38mm frame extender profiles are available.



Built In

Configuration

Crystal Clear Views

Once you have decided sliding doors are the best option for your home, it is important to consider the configuration of your doors.

There are several options to choose from as the diagrams on page 33 shows.

Opening Direction

Standard smaller door apertures are perfect for single opening and slotting behind each other, opening up half the door space.

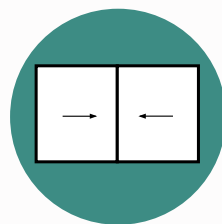
Alternatives for larger apertures include bi-parting doors (also known as double doors or tandem doors) that can open from the centre away from each other.

The opening options available are dependent on space and survey, so please consult your installer.

Thresholds

Once the survey is complete, your installer will guide you through which threshold option works best to create your perfect sliding door setting.

- Available in any RAL colours
- Double or triple track
- Doors up to 6400mm wide
- Height up to 2578mm
- Each sash up to 2500mm wide
- 2, 3, 4, 6 sashes



2 Doors



DS01



DS02



DS03

3 Doors



DS04



DS05



DS06



DS07



DS08

4 Doors



DS09



DS010

6 Doors



DS011

“Doors up to 6400mm wide”

Warm and Cosy

Our cleverly designed aluminium profiles for both bi folds and sliding doors feature polyamide thermal breaks, as well as high performance glazing solutions, to ensure your doors provide the levels of thermal efficiency you expect.

We also use the best weather seals and gaskets available to ensure optimal performance against the elements.

No matter what the weather here in the UK, your HomeView doors will keep you warm in the winter months and cool in the summer months. Your installer will be able to guide you through glazing available (see page 32) to help you get the most from your doors.










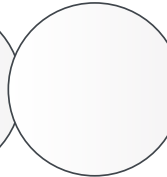
The above section shows the hidden polyamide thermal break within the aluminium profile.



Choose your Colour



Bi Folding Doors

External	Internal	External	Internal	External	Internal	External	Internal
							
Matt Anth Grey RAL 7016	White RAL 9016	Matt Black RAL 9005	Matt Black RAL 9005	Matt Anth Grey RAL 7016	Matt Anth Grey RAL 7016	White RAL 9016	White RAL 9016



Bi folding doors are available in Anthracite, Black, and White, and feature a high quality marine grade powder coating finish using the widely respected 'Qualicoat' paint finish.

Anthracite and White bi fold colours externally, are also available with white internally, for a super fresh finish to match skirting boards as an example.



Sliding Doors

External and internal dual colours are available on sliding doors as a special order which will incur longer lead times, ask your installer for more details.

			
Matt Anth Grey RAL 7016	Matt Black RAL 9005	Gloss White RAL 9910	Custom Powder Coat Note: Custom colour lead times can be 6-10 weeks.



Not only can we offer 3 standard colours for our sliding door solution in Anthracite, Black and White, but we are also able to colour match your sliding doors based on any bespoke RAL colour. This means you can express your individuality, colour match a particular theme, or just simply because you want to stand out from the crowd.

All our colours are marine grade quality using powder coated 'Qualicoat' paint, meaning your doors impeccable surface finish will retain excellent colour stability.

Glazing Options

We offer various high performance glazing options as follows to ensure your home is kept warm in the winter and cool in the summer.



Standard



Toughened glass units as standard including clear glass, a thermally efficient spacer bar, an external solar control / low-e coating and filled with argon gas.



Laminate



In addition to standard, we can offer laminated glass to the external pane for the ultimate in security.



Integral Blinds



Various options are available for integral blinds. Please speak to your installer for more information.



Self Cleaning



In addition to standard, we can offer self-cleaning glass to the external pane to ensure minimal maintenance.



Solar Tint



In addition to standard, this option offers an additional low-e coating on the internal pane and a high performance blue solar tint externally. This keeps you warm in the winter, whilst blocking UV rays in the summer months.

Images for illustration purposes only.

Blinds in Glass

Integrated blinds can be a fantastic addition to your home to help add privacy, especially in bi folding doors where glazing units are typically around 1000mm wide. For sliding doors, blinds are less common, due to the larger sized glazing units used. So please speak to your installer for further advice before ordering.

PAS24 SECURITY

Enhanced Security Features

The main upgrade for enhanced security centres on the locking cylinders. HomeView PAS24 bi folding doors feature an upgrade to a 3 star locking cylinder for the traffic door.

In addition, HomeView PAS24 bi folding doors include anti-lift and run-up blocks for extra peace of mind. These clever little devices often go unnoticed and don't get the credit they deserve, but they play a big part in the overall security for bi folding doors and are a must-have for the enhanced PAS24 security testing. They prevent the doors from being forcibly prised away from the outerframe by would be thieves using a crowbar.

All HomeView sliding doors come with PAS24 as standard.



HomeView recommend upgrading your Bi Folding doors to be PAS24 compliant.



★ ★ ★
3 Star Security

To ensure your bi folding doors meet the enhanced security criteria for PAS24 if required, the extra components mentioned below will be added to your doors.



Industry Expertise & Accreditations

HomeView is part of General All-Purpose Plastics Limited, who are the largest independent manufacturer, stockist and distributor of low maintenance building products in the UK with over 30 years' experience.

We are committed to following both ISO9001 and ISO14001 quality management systems to ensure we provide our customers the best possible experience, and high quality products manufactured within strict environmental guidelines.



KM 580460 FM537077 EMS565873

10 Year Guarantee

Our UK made doors feature a comprehensive 10 year guarantee to give you complete peace of mind. Every door leaving our production plant is meticulously checked prior to dispatch, ensuring your door can stand the test of time.

As is normal when choosing any home improvement products from different suppliers, you'll take a keen interest in the lengths of guarantees offered. What's important to note, is how long the business that is offering the guarantee has been trading for. HomeView which is part of GAP Limited, have traded since 1993 supplying 100,000s of households with low maintenance building products.





Transform your home

HOMEVIEW

HomeView is part of GAP Limited

homeview.uk.com

All photographs, colours and images are to be considered as representative of the actual product. GAP Limited reserve the right to change options without prior notice.
GAP Limited is a registered trade mark © UK00003535808. GHV-RC-01-07/25