



EVERYTHING FOR A

# LOW MAINTENANCE HOME



gap 

Depots Nationwide or Order Online at  
[www.gap.uk.com](http://www.gap.uk.com)

**Depot  
Network**

4-5

**Roofline &  
Cladding**

8-33

**Rockdoor**

34-45

**Windows &  
Ancillaries**

46-55

**Composite  
Doors**

56-65

**Bi-folding  
Doors**

66-67

**Sky Lights &  
Roofing**

70-87

**Internal  
Cladding**

88-93

**Specialist Sheet  
Materials**

94-95

**Decking**

96-97

**Drainage &  
Waste**

98-101

**Installation  
Essentials**

102-109



## WELCOME TO GAP



### Welcome to gap

gap is an independent manufacturer, stockist and distributor of low maintenance building products successfully supplying the trade since 1993. With a depot network stretching across the country, you're never far away from our huge range of top quality products and friendly experienced staff.



### Our gap Trade Counter

You can call by any of our fitter friendly trade counters across the country and get access to all the products you need to get the job done. You can also order our wide range of PVC-U and Aluminium windows, doors, bi-folds and roof lanterns quickly and easily.



### gap Stock

Our roots going back to 1993 are as a stockist, so we pride ourselves on carrying the largest stocks of roofline, rainwater, cladding and trims available in as many colours as possible.

### gap Trade Membership

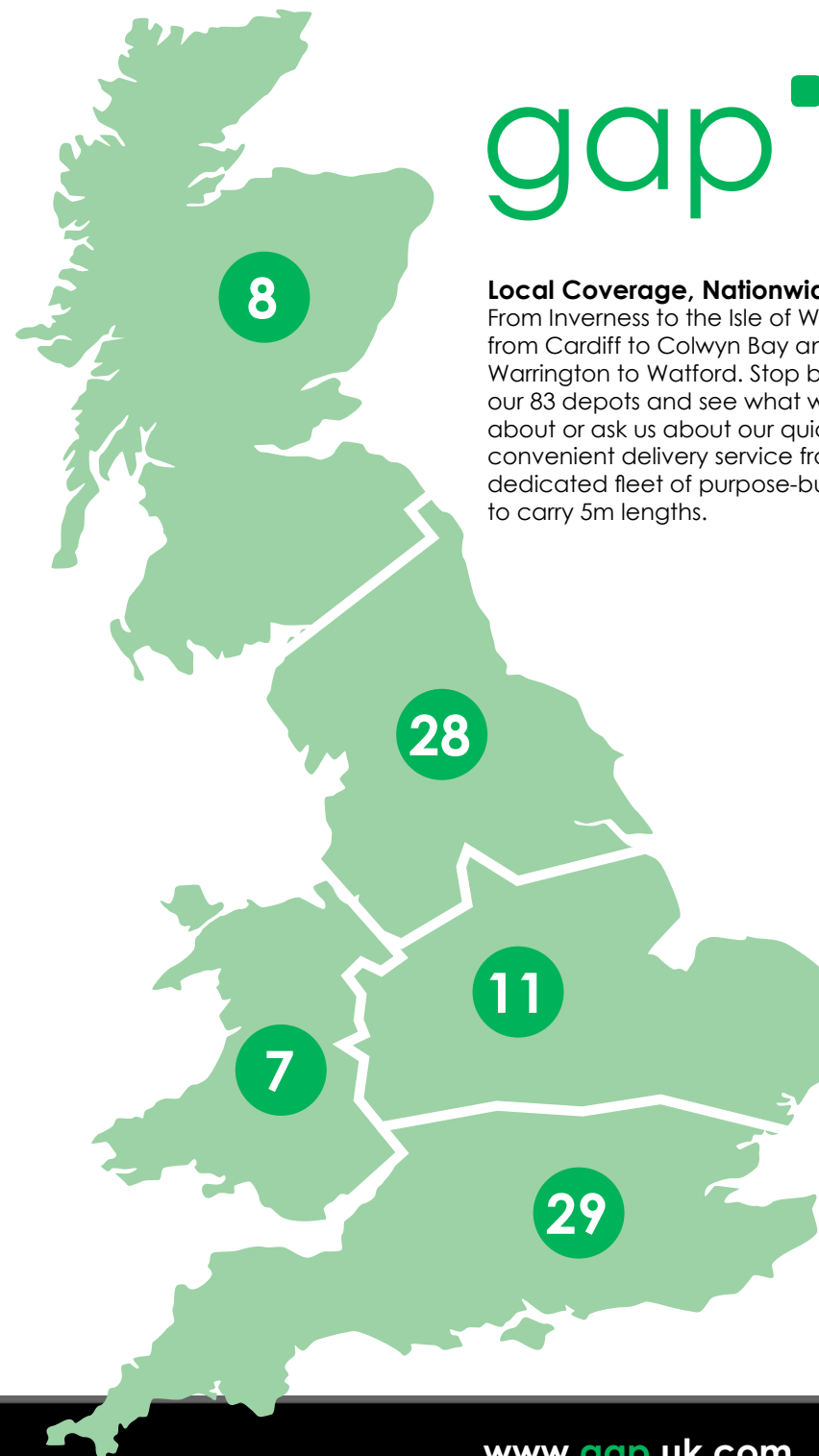
Having a trade membership with gap simply means you get access to our lowest trade prices in every one of our depots every time you call by. We also offer credit accounts\* where required so please speak to our team.

\* Credit accounts are subject to terms and conditions.



### Local Coverage, Nationwide

From Inverness to the Isle of Wight, from Cardiff to Colwyn Bay and from Warrington to Watford. Stop by any of our 83 depots and see what we're all about or ask us about our quick and convenient delivery service from our dedicated fleet of purpose-built trucks to carry 5m lengths.





## FIND YOUR LOCAL DEPOT

## SCOTLAND

**Aberdeen North**  
Tel: 01224 443 249**Dunfermline**  
Tel: 01383 824 181**Glasgow**  
Tel: 0141 445 6475**Aberdeen South**  
Tel: 01224 898 821**Edinburgh**  
Tel: 0131 2970 080**Inverness**  
Tel: 01463 229 239**Bellshill**  
Tel: 01698 740 066**Falkirk**  
Tel: 01324 460 750

## NORTH

**Barnsley**  
Tel: 01226 446 124**Hull**  
Tel: 01482 421 090**Speke**  
Tel: 0151 5564 945**Blackburn**  
Tel: 01254 495 526**Leeds**  
Tel: 0113 2723 400**Stockport**  
Tel: 0161 4296 679**Bolton**  
Tel: 01204 571 407**Liverpool**  
Tel: 0151 5451 555**Stockport South**  
Tel: 0161 4741 818**Bradford**  
Tel: 01274 214 808**Manchester**  
Tel: 0161 3361 819**Swinton**  
Tel: 0161 6967 347**Bury**  
Tel: 0161 7634 073**Oldham**  
Tel: 0161 6727 448**Warrington**  
Tel: 01925 377 776**Carlisle**  
Tel: 01228 580 210**Preston**  
Tel: 01254 918 016**Wigan**  
Tel: 01942 366 450**Chester**  
Tel: 01244 421 285**Preston East**  
Tel: 01772 7988 00**Winsford**  
Tel: 01606 530 301**Fylde**  
Tel: 01253 858 422**Rotherham**  
Tel: 01709 374 951**Wirral**  
Tel: 0151 3344 411**Gateshead**  
Tel: 0191 4822 929**Sheffield**  
Tel: 0114 399 6881**York**  
Tel: 01904 438 205**Huddersfield**  
Tel: 01484 506 261

## WALES

**Aberdare**  
Tel: 01685 700 350**Colwyn Bay**  
Tel: 01492 546 286**Swansea**  
Tel: 01792 795 612**Cardiff**  
Tel: 02921 674 758**Deeside**  
Tel: 01244 259 054**Cardiff North**  
Tel: 02921 670 317**Newport**  
Tel: 01633 255 223

## MIDLANDS

**Coventry**  
Tel: 02476 712 966**Minworth**  
Tel: 0121 752 9051**Peterborough**  
Tel: 01733 343 435**Derby**  
Tel: 01332 410 004**Northampton**  
Tel: 01604 211 147**Stamford**  
Tel: 01780 757 646**Leicester**  
Tel: 0116 216 6248**Norwich**  
Tel: 01603 624 818**Stoke**  
Tel: 01782 898 258**Milton Keynes**  
Tel: 01908 764 495**Nottingham**  
Tel: 0115 9789 669

## SOUTH

**Ashford**  
Tel: 01233 220 010**Hastings**  
Tel: 01424 853 077**Swindon**  
Tel: 01793 497 733**Bedford**  
Tel: 01234 987 061**Hemel Hempstead**  
Tel: 01442 298 968**Tonbridge**  
Tel: 01732 361 515**Bournemouth**  
Tel: 01202 591 677**Isle Of Wight**  
Tel: 01983 721 511**Uckfield**  
Tel: 01825 760 505**Brighton**  
Tel: 01273 421 507**Maidstone**  
Tel: 01622 215 456**Wafford**  
Tel: 01923 604 712**Camberley**  
Tel: 01276 462 932**March**  
Tel: 01354 656 000**Wafford Gutters & Ladders**  
Tel: 01923 210 530**Christchurch**  
Tel: 01202 091 230**Northfleet**  
Tel: 01474 553 002**Weston-Super-Mare**  
Tel: 01934 632 111**Croydon**  
Tel: 020 8668 0600**Poole**  
Tel: 01202 602 333**Wickford**  
Tel: 01268 203 203**Eastleigh**  
Tel: 02380 610 110**Romford**  
Tel: 01708 983 371**Enfield**  
Tel: 020 3675 6787**Sheet Materials**  
Tel: 02380 332 761**Exeter**  
Tel: 01392 446 001**Slough**  
Tel: 01753 823 479**Farlington**  
Tel: 02392 379 410**Southend on Sea**  
Tel: 01702 416 922

Full address details and a location map for each depot can be found at [www.gap.uk.com/depot-network](http://www.gap.uk.com/depot-network)







**Roofline & Guttering**

Page 8

**Sky Lights & Roofing**

Page 70

**Bi-folding Doors**

Page 66

**Decking**

Page 96

**Windows**

Page 46

**Flat Roofing**

Page 80

**Cladding System**

Page 18

**Rockdoor**

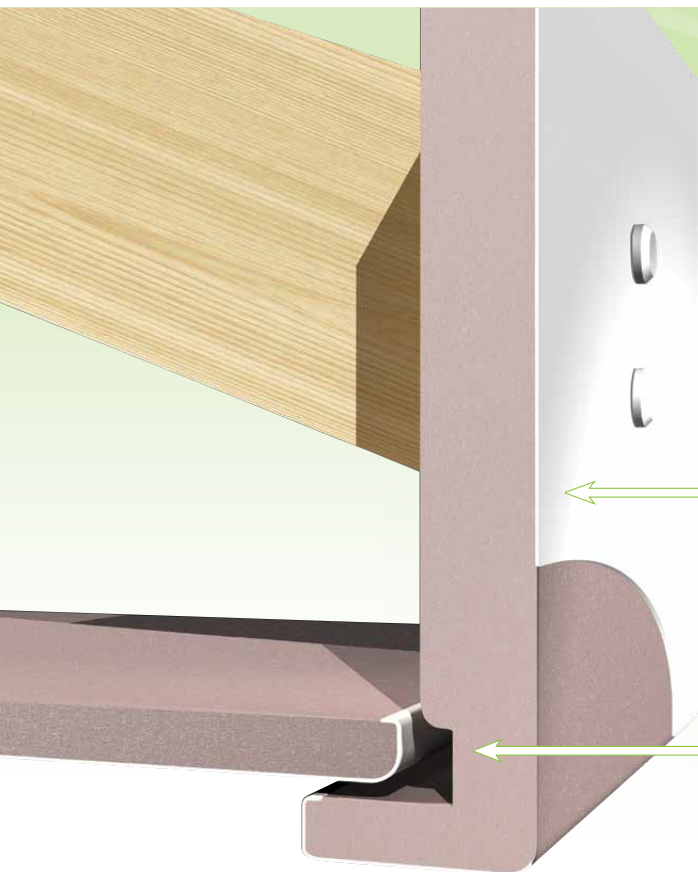
Page 34

**EVERYTHING FOR A  
LOW MAINTENANCE HOME**





## CORE



recycled into our core, not the earth's.

**Industry's 1st  
and only BBA  
approved  
recycled roofline  
from Homeline.**

### Virgin PVC-U Skin

To guarantee a match, we use the same process as our non-recycled fascias. This means once installed – it's impossible to tell the difference!

### 100% Recycled Core

We use recycled PVC-U windows, rooflines and doors that are re-extruded into our inner core, which meet and exceed the most stringent recycling and sustainability criteria.



## CORE

### Square Fascia (16mm)

DESCRIPTION	CODE	✓
150mm x 5m	ESF150	✓
175mm x 5m	ESF175	✓
200mm x 5m	ESF200	✓
225mm x 5m	ESF225	✓
250mm x 5m	ESF250	✓
300mm x 5m	ESF300	✓
405mm x 5m	ESF405	✓

### Square Cap Over (9mm)

100mm x 5m	ERC095	✓
150mm x 5m	ERC150	✓
175mm x 5m	ERC175	✓
200mm x 5m	ERC200	✓
225mm x 5m	ERC225	✓
250mm x 5m	ERC250	✓
300mm x 5m	ERC300	✓
400mm x 5m	ERC400	✓
605mm x 5m	ERC605	✓

### Solid Soffit (9mm)

100mm x 5m	EMB100	✓
150mm x 5m	EMB150	✓
175mm x 5m	EMB175	✓
200mm x 5m	EMB200	✓
225mm x 5m	EMB225	✓
250mm x 5m	EMB250	✓
300mm x 5m	EMB300	✓
405mm x 5m	EMB405	✓
450mm x 5m	EMB450	✓
500mm x 5m	EMB500	✓
605mm x 5m	EMB605	✓

### Shiplap Cladding


150mm x 5m	ESL150	✓
------------	--------	---

## ROOFLINE & CLADDING



**15  
YEAR  
GUARANTEE**

### COLOUR FOR CORE









## DECORATIVE FASCIAS

### Convex (16mm)



DESCRIPTION	CODE
200mm x 5m	GDFW

Only available in White

### Concave (16mm)



DESCRIPTION	CODE
200mm x 5m	GDFCW

Only available in White

## SOFFITS

### Solid Soffit (9mm)

DESCRIPTION	CODE	W	BL	AG	DG	SG	WG	R	IO	LO	CR	WR	RB	RG	CG	FW
100mm x 5m	GMB100	✓	✓		✓	✓	✓	✓	✓							
125mm x 5m	GMB125	✓														
150mm x 5m	GMB150	✓	✓	✓	✓	✓	✓	✓	✓	✓	✓	✓	✓	✓	✓	✓
175mm x 5m	GMB175	✓	✓		✓	✓	✓	✓	✓	✓						
200mm x 5m	GMB200	✓	✓	✓	✓	✓	✓	✓	✓	✓	✓	✓	✓	✓	✓	✓
225mm x 5m	GMB225	✓	✓		✓	✓	✓	✓	✓	✓						
250mm x 5m	GMB250	✓	✓		✓	✓	✓	✓	✓	✓						
300mm x 5m	GMB300	✓	✓	✓	✓	✓	✓	✓	✓	✓	✓	✓	✓	✓	✓	✓
330mm x 5m	GMB330	✓														
400mm x 5m	GMB400		✓	✓	✓	✓	✓	✓	✓	✓	✓	✓	✓	✓	✓	✓
405mm x 5m	GMB405	✓														
450mm x 5m	GMB450	✓														
500mm x 5m	GMB500	✓														
605mm x 5m	GMB605	✓														

### Vented Soffit (9mm) (10mm continuous air flow)

DESCRIPTION	CODE	W	BL	AG	DG	SG	WG	R	IO	LO	CR	WR	RB	RG	CG	FW
100mm x 5m	GVB100	✓														
150mm x 5m	GVB150	✓	✓	✓	✓		✓	✓	✓							
175mm x 5m	GVB175	✓														
200mm x 5m	GVB200	✓	✓	✓	✓		✓	✓	✓							
225mm x 5m	GVB225	✓														
250mm x 5m	GVB250	✓														
300mm x 5m	GVB300	✓	✓	✓	✓		✓	✓	✓							
330mm x 5m	GVB330	✓														
405mm x 5m	GVB405	✓	✓	✓	✓		✓	✓	✓							
450mm x 5m	GVB450	✓														
500mm x 5m	GVB500	✓														
605mm x 5m	GVB605	✓														

### Hollow Soffit



DESCRIPTION	CODE	W	BL	AG	DG	SG	WG	R	IO	LO	CR	WR	RB	RG	CG	FW
300mm x 5m	GHC300	✓	✓	✓	✓	✓	✓	✓	✓	✓	✓	✓	✓	✓	✓	✓

Double Vented Soffit Board available on request

## SOFFITS

### J Trim (for Hollow Soffit)

DESCRIPTION	CODE	W	BL	AG	DG	SG	WG	R	IO	LO	CR	WR	RB	RG	CG	FW
5m	GJT	✓	✓	✓	✓	✓	✓	✓	✓	✓	✓	✓	✓	✓	✓	✓

### H Trim (for Hollow Soffit)

DESCRIPTION	CODE	W	BL	AG	DG	SG	WG	R	IO	LO	CR	WR	RB	RG	CG	FW
5m	GHS	✓	✓	✓	✓	✓	✓	✓	✓	✓	✓	✓	✓	✓	✓	✓

## JOINTS, CORNERS & FINISHING TOUCHES

### Double Ended Fascia Corner

DESCRIPTION	CODE	W	BL	AG	DG	SG	WG	R	IO	LO	CR	WR	RB	RG	CG	FW
(Ext) Square 500mm	GSC500	✓		✓	✓	✓			✓		✓	✓	✓	✓	✓	✓
(Ext) Square 500mm	GFC600		✓				✓	✓	✓							
(Ext) Bullnose 500mm	GBC500	✓														
(Ext) Ogee 500mm (Ogee cap over)	GOC500	✓														
(Ext) Ogee 500mm (Full replacement fascia)	GOF500	✓														
(Ext) Square 300mm (135°)	G135RC	✓	✓	✓	✓	✓	✓	✓	✓							
(Ext) Ogee 300mm Fascia Corner (135°)	G135FC	✓														
(Int) Square 500mm	GISC500	✓	✓	✓	✓	✓	✓	✓	✓		✓	✓				✓
(Int) Bullnose 500mm	GIBC500	✓														
(Int) Ogee 500mm	GIOFC500	✓														
(Int) Ogee 300mm (Ogee cap over)	GIOC300	✓														
(Int) Square 300mm (135°)	G135RC	✓	✓													

### Double Ended Fascia Joint


DESCRIPTION	CODE	W	BL	AG	DG	SG	WG	R	IO	LO	CR	WR	RB	RG	CG	FW
Square 500mm	GSJ500	✓		✓	✓	✓			✓		✓	✓	✓	✓	✓	✓
Square 500mm	GFJ600		✓				✓	✓	✓							
Bullnose 500mm	GBJ500	✓														
Ogee 500mm (Ogee cap over)	GOJ500	✓														
Ogee 500mm (Full replacement fascia)	GOFJ500	✓														

### Single Ended Fascia Corner


DESCRIPTION	CODE	W	BL	AG	DG	SG	WG	R	IO	LO	CR	WR	RB	RG	CG	FW
Square 300mm	GRC	✓	✓					✓	✓	✓						
Ogee 300mm (Ogee cap over)	GOC	✓														
Ogee 300mm (Full replacement fascia)	GOFJ500	✓	✓					✓	✓	✓						

## ROOFLINE & CLADDING


## JOINTS, CORNERS & FINISHING TOUCHES

Single Ended Fascia Joint																
DESCRIPTION	CODE	W	BL	AG	DG	SG	WG	R	IO	LO	CR	WR	RB	RG	CG	FW
 Square 300mm	GRJ	✓	✓				✓	✓	✓							
Ogee 300mm (Ogee cap over)	GOJ	✓														
Ogee 300mm (full replacement fascia)	GOFJ	✓	✓				✓	✓	✓							


  

Felt Roof Edge Trim																
DESCRIPTION	CODE	W	BL	AG	DG	SG	WG	R	IO	LO	CR	WR	RB	RG	CG	FW
 5m	GFRE	✓														


  

3D Spire / Flat Back Spire																
DESCRIPTION	CODE	W	BL	AG	DG	SG	WG	R	IO	LO	CR	WR	RB	RG	CG	FW
 910mm (3D)	G3DS	✓	✓					✓		✓						
910mm (Flat)	GFBS	✓	✓					✓		✓						
















  

Gable Finial																
DESCRIPTION	CODE	W	BL	AG	DG	SG	WG	R	IO	LO	CR	WR	RB	RG	CG	FW
 350mm	GFIN	✓	✓	✓	✓	✓	✓	✓	✓							





  

Fascia End Cap																
DESCRIPTION	CODE	W	BL	AG	DG	SG	WG	R	IO	LO	CR	WR	RB	RG	CG	FW
 Square 300mm	GREC	✓														
Square 300mm	GFEC		✓	✓	✓	✓	✓	✓	✓	✓	✓					





## COLOURS FOR FASCIAS, SOFFITS, JOINTS, CORNERS & FINISHING TOUCHES


 W White	 BL Black	 AG Anthracite Grey	 DG Dark Grey	 SG Slate Grey	 WG Mahogany	 R Rosewood	
 IO Irish Oak	 LO Light Oak	 CR Cream	 WR Wine Red	 RB Royal Blue	 RG Rustic Green	 CG Chartwell Green	 FW Foiled White

## SOFFIT VENTS & ACCESSORIES

Circular Vent		  			
DESCRIPTION	CODE	W	BL	B	T
 70mm	GCV	✓	✓	✓	✓

Soffit Vent Strip (25mm continuous air flow)		  			
DESCRIPTION	CODE	W	BL	B	T
 5m	GSV	✓	✓	✓	✓

Soffit / Decking Lights		
	DESCRIPTION	CODE
	White 5 pc kit	LED0401
	Blue 5 pc kit	LED0402

## COLOURS FOR SOFFIT VENTS & ACCESSORIES

W White	BL Black	B Brown	T Tan
------------	-------------	------------	----------

## VENTILATION

<





## UNIVERSAL DRY VERGE

### FEATURES

- Not handed.
- Quick and easy to install with a dry fit.
- Will fit on to any tile.
- Secure fit to reduce tile vulnerability in high winds.




Dry Verge					
DESCRIPTION	CODE	BL	G	B	T
	ETUV	✓	✓	✓	✓

Ridge Angled Cap					
DESCRIPTION	CODE	BL	G	B	T
	ETAC	✓	✓	✓	✓

Ridge Half Round Cap					
DESCRIPTION	CODE	BL	G	B	T
	ETHRC	✓	✓	✓	✓

Starter & End Cap					
DESCRIPTION	CODE	BL	G	B	T
	ETSK	✓	✓	✓	✓

### COLOURS FOR UNIVERSAL DRY VERGE





## INTERLOCKING DRY VERGE

### FEATURES

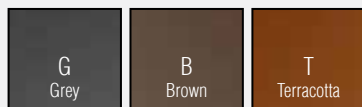
- Left and right handed.
- All-weather fixing.
- Compatible with any ridge system.
- Suitable for concrete interlocking tiles between 260-350mm batten gauge.



Individual Dry Verge					
DESCRIPTION	CODE	G	B	T	
 Right (R)	KIDV	✓	✓	✓	
Left (L)	KIDV	✓	✓	✓	

Ridge End Cap					
DESCRIPTION	CODE	G	B	T	
 Universal Angle	KSRC	✓	✓	✓	
Half Round	KRRC	✓	✓	✓	

### COLOURS FOR INTERLOCKING DRY VERGE



Dry Verge Starter Kit (Pair)					
DESCRIPTION	CODE	G	B	T	
	KSK	✓	✓	✓	

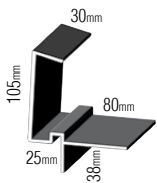
## ROOFLINE & CLADDING

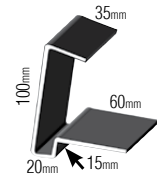
## CONTINUOUS DRY VERGE

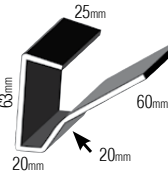



### FEATURES

- Continuous cover against water penetration.
- All-weather fixing.
- Does not require undercloak, special tools, clips or adhesives.
- Suitable for a large range of roof tiles and slates.


Type D (For Concrete Tiles)					
DESCRIPTION	CODE	BL	G	B	T
 5m Black, Type D	DVD	✓	✓	✓	✓
Connector	DVDC	✓	✓	✓	✓

Type M (For Concrete Tiles)					
DESCRIPTION	CODE	BL	G	B	T
 5m Black, Type M	DVM	✓	✓	✓	✓
Connector	DVMC	✓	✓	✓	✓

Type S (For Slate)					
DESCRIPTION	CODE	BL	G	B	T
 5m Black, Type S	DVS	✓	✓	✓	✓
Connector	DVSC	✓	✓	✓	✓

Ridge End Caps					
DESCRIPTION	CODE	BL	G	B	T
	DVREC	✓	✓	✓	✓

### COLOURS FOR CONTINUOUS DRY VERGE



**DEPOTS**  
**NATIONWIDE**  
**FIND YOUR LOCAL DEPOT**  
[WWW.GAP.UK.COM/DEPOT-NETWORK](http://WWW.GAP.UK.COM/DEPOT-NETWORK)



**CONTEMPORARY CLADDING SYSTEM**

Quickly and easily transform a property with new Cladding, Windows and Doors.

**BEFORE****AFTER****NEW**

The new Contemporary Cladding System combines PVC-U Cladding with Aluminium Trims for the best of both worlds.

**UNIQUE STARTER TRIM**

The system has a unique Starter Trim which creates a neat corner when viewed from the underside, this is ideal for above Doors or around Conservatories.





## CONTEMPORARY CLADDING SYSTEM

- PVC-U cladding.
- Aluminium trims.
- Strong and rigid.
- Neater and sharper finish.
- Maintenance free.



NEW

### LAP CLADDING

Lap Cladding				
DESCRIPTION	CODE	W	DG	SG
167mm coverage. 5m	GLC167	✓	✓	✓
Can be installed horizontally only.				



### CLOSED V CLADDING

Closed V Cladding				
DESCRIPTION	CODE	W	DG	SG
110mm coverage. 5m	GCV110	✓	✓	✓
Can be installed vertically and horizontally.				



### COLOURS FOR CONTEMPORARY CLADDING SYSTEM



## ALUMINIUM TRIMS

Starter Trim				
DESCRIPTION	CODE	W	DG	SG
5m	GCCAST500	✓	✓	✓

2 Part Corner Trim				
DESCRIPTION	CODE	W	DG	SG
3m	GCCACT300	✓	✓	✓

2 Part U-Channel				
DESCRIPTION	CODE	W	DG	SG
3m	GCCAUC300	✓	✓	✓
Can also be used as a Centre Joint Trim.				


We recommend cutting the Aluminium trims using a chop saw with a sharp blade.

### COLOURS FOR ALUMINIUM TRIMS



## ACCESSORIES

Finishing Kit				
DESCRIPTION	CODE	W	DG	SG
2 of each	GCCFK	✓	✓	✓










### Recommended fixings

- Cladding: Cladding pins (see page 27).
- Aluminium trims: Stainless steel screws.

### COLOURS FOR FINISHING KIT



## CLADDING

Shiplap Cladding																		
	DESCRIPTION	CODE	W	BL	AG	DG	SG	WG	R	IO	LO	CR	WR	RB	RG	CG	FW	
	150mm x 5m	GSL150	✓	✓	✓	✓	✓	✓	✓	✓	✓	✓	✓	✓	✓	✓	✓	
Open V Groove Cladding																		
	DESCRIPTION	CODE	W	BL	AG	DG	SG	WG	R	IO	LO	CR	WR	RB	RG	CG	FW	
	100mm x 5m	GOV100	✓	✓	✓			✓	✓		✓							
U Channel																		
	DESCRIPTION	CODE	W	BL	AG	DG	SG	WG	R	IO	LO	CR	WR	RB	RG	CG	FW	
	5m	GUC	✓	✓	✓	✓	✓	✓	✓	✓	✓	✓	✓	✓	✓	✓	✓	
2 Part Universal Trim																		
	DESCRIPTION	CODE	W	BL	AG	DG	SG	WG	R	IO	LO	CR	WR	RB	RG	CG	FW	
	5m	G2UC	✓															
2 Part External Corner																		
	DESCRIPTION	CODE	W	BL	AG	DG	SG	WG	R	IO	LO	CR	WR	RB	RG	CG	FW	
	5m	G2EC	✓	✓	✓	✓	✓	✓	✓	✓	✓	✓	✓	✓	✓	✓	✓	
	5m	G2ECCHG																✓
Centre Joint Trim																		
	DESCRIPTION	CODE	W	BL	AG	DG	SG	WG	R	IO	LO	CR	WR	RB	RG	CG	FW	
	5m	GCJ	✓	✓	✓	✓	✓	✓	✓	✓	✓	✓	✓	✓	✓	✓	✓	
Individual Cladding Joint Covers																		
	DESCRIPTION	CODE	W	BL	AG	DG	SG	WG	R	IO	LO	CR	WR	RB	RG	CG	FW	
	150mm Shiplap	GSJ150	✓	✓	✓	✓	✓	✓	✓		✓							
	100mm V Groove	GVJ100	✓	✓					✓	✓	✓							

## ROOFLINE & CLADDING

### COLOURS FOR CLADDING

W White	BL Black	AG Anthracite Grey	DG Dark Grey	SG Slate Grey	WG Mahogany	R Rosewood	IO Irish Oak
LO Light Oak	CR Cream	WR Wine Red	RB Royal Blue	RG Rustic Green	CG Chartwell Green	FW Foiled White	

### CLADDING

Universal Starter Trim			
	DESCRIPTION	CODE	W
	5m	GUS	✓

### COLOURS FOR UNIVERSAL STARTER TRIM

W White
------------

**NEW**

**ANTHRACITE GREY**  
AVAILABLE IN

- ✓ OGEE
- ✓ HI-CAP
- ✓ SQUARE
- ✓ ROUND



See page **28**.






## EMBOSSED CLADDING

### FEATURES

- Low maintenance.
- Easy installation.
- Extremely durable.
- Impact resistant.
- Insulation.
- Available in various colors.
- Natural look.



Embossed Cladding							
	DESCRIPTION	CODE	W	C	CAM	S	DG
	167mm x 5m	GEC167	✓	✓	✓	✓	✓
	333mm x 5m	GEC333	✓	✓	✓	✓	✓
Corner Profile							
	5m	GECCP	✓	✓	✓	✓	✓
Joint Cover							
	167mm	GECJC167	✓	✓	✓	✓	✓
	333mm	GECJ	✓	✓	✓	✓	✓

2 Part Internal / External Corner							
	DESCRIPTION	CODE	W	C	CAM	S	DG
	5m	G2ECC	✓	✓	✓	✓	✓
2 Part Edge Trim							
	5m	G2ET	✓	✓	✓	✓	✓
Starting Profile							
	DESCRIPTION	CODE					
	5m	GECS					
Ventilation Profile							
	DESCRIPTION	CODE					
	2.5m	GECP					

### COLOURS FOR EMBOSSED CLADDING

W White	C Cream	CAM Camel	S Sand	G Grey	DG Anthracite Grey
------------	------------	--------------	-----------	-----------	-----------------------

SERVING THE TRADE  
FOR OVER

25  
YEARS

gap

gap was established in 1993 and quickly built a reputation for giving a great service. gap has grown impressively year on year, supplying both the residential and commercial building markets with low maintenance PVC-U building products. gap's success is thanks to you our customers and our loyal committed team who excel in what they do.



## TUDOR BOARD



(A) Tudor Board 2 Foiled Edges (20mm)		<div><div><div>BL</div><div>WG</div><div>R</div><div>LO</div><div>DG</div><div>AG</div><div>SG</div></div></div>						
DESCRIPTION	CODE	BL	WG	R	LO	DG	AG	SG
150mm x 5m	GTB150	✓	✓	✓	✓	✓	✓	✓

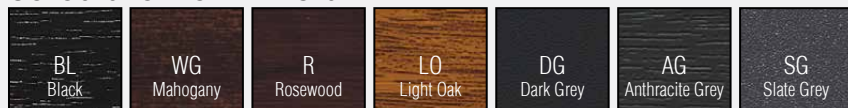
(B) Tudor Backing Board (Matt White)		<div><div></div><div></div></div>	<div><div></div><div></div></div>
DESCRIPTION	CODE	FW	BG
2440 x 1220 x 3mm	24/12/3	✓	✓
2440 x 1220 x 4mm	24/12/4	✓	
2440 x 1220 x 5mm	24/12/5	✓	
2440 x 1220 x 6mm	24/12/6	✓	
2440 x 1220 x 10mm	24/12/10	✓	

### FEATURES

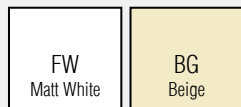
- Made of PVC-U.
- Easy to install.
- Foiled on 3 edges.
- Perfect replacement to timber beams.

- Cut using a PVC handsaw.
- Use FixALL to apply and suitable screws to face fix. Use cover caps where applicable.
- Seal all edges using a clear silicone to avoid moisture ingress.

### COLOURS FOR FOILED EDGES



### COLOURS FOR BACKING BOARD



### DON'T FORGET YOUR INSTALLATION ESSENTIALS


- ✓ Silicones
- ✓ Cleaners
- ✓ Tools

See page 102.

## ROOFLINE & CLADDING



**CAUTION!** Which would you choose?



### PLASTIC HEADED PINS & NAILS

Plastic Headed Pins & Nails		<div> <div>W</div> <div>BL</div> <div>DG</div> <div>SG</div> <div>M</div> <div>LO</div> <div>O</div> <div>CR / FW</div> <div>WR</div> <div>RB</div> <div>RG</div> <div>CG</div> </div>												Cladding Pins	
DESCRIPTION	CODE	W	BL	DG	SG	M	LO	O	CR / FW	WR	RB	RG	CG		
30mm	PHP3	✓	✓			✓		✓							
30mm	GP30			✓	✓			✓	✓	✓	✓	✓	✓		
40mm	PHP2	✓	✓			✓		✓							
50mm	PHN1	✓													
65mm	PHN2	✓	✓			✓		✓							
65mm	GN60			✓	✓		✓	✓	✓	✓	✓	✓	✓		
DESCRIPTION	CODE														
30mm (pk 250)	GCP30														

### COLOURS FOR PLASTIC HEADED PINS & NAILS










































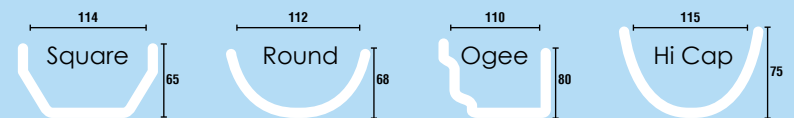
## RAINWATER

Gutter Length									
	DESCRIPTION	CODE	KEY	W	BL	BR	G	A	U
	4m Square	RGS4		✓	✓	✓	✓	✓	✓
	4m Round	RG4		✓	✓	✓	✓	✓	✓
	4m Ogee	RGN4		✓	✓	✓	✓	✓	✓
	4m Hi Cap	RGH4		✓	✓	✓	✓	✓	✓
Union Bracket									
	Square	RUS1		✓	✓	✓	✓	✓	✓
	Round	RU1		✓	✓	✓	✓	✓	✓
	Ogee	RUN1		✓	✓	✓	✓	✓	✓
	Hi Cap	RUH1		✓	✓	✓	✓	✓	✓
Floating Union (Inc. Bracket)									
	Hi Cap	RUH2		✓	✓				
Running Outlet									
	Square	ROS1		✓	✓	✓	✓	✓	✓
	Round	RO1		✓	✓	✓	✓	✓	✓
	Ogee	RON1		✓	✓	✓	✓	✓	✓
	Hi Cap	ROH1		✓	✓	✓	✓	✓	✓
Stop End Outlet									
	Square	ROS2		✓	✓	✓	✓	✓	✓
	Round	RO2		✓	✓	✓	✓	✓	✓
	Ogee (RH)	RON3		✓	✓	✓	✓	✓	✓
	Ogee (LH)	RON2		✓	✓	✓	✓	✓	✓
Stop End External									
	Square	RES1		✓	✓	✓	✓	✓	✓
	Round	RE1		✓	✓	✓	✓	✓	✓
	Ogee (RH)	REN2		✓	✓	✓	✓	✓	✓
	Ogee (LH)	REN1		✓	✓	✓	✓	✓	✓
	Hi Cap	REH1		✓	✓	✓	✓	✓	✓
Stop End Internal									
	Square	RES2		✓	✓	✓	✓	✓	✓
	Round	RE2		✓	✓	✓	✓	✓	✓
	Ogee (RH)	REN4		✓	✓	✓	✓	✓	✓
	Ogee (LH)	REN3		✓	✓	✓	✓	✓	✓
	Hi Cap	REH2		✓	✓	✓	✓	✓	✓

## RAINWATER

Angle									
	DESCRIPTION	CODE	KEY	W	BL	BR	G	A	U
	(90°) Square	RAS1		✓	✓	✓	✓	✓	✓
	(90°) Round	RA1		✓	✓	✓	✓	✓	✓
	(90°) Hi Cap	RAH1		✓	✓	✓	✓	✓	✓
	(90°) Ogee External	RAN2		✓	✓	✓	✓	✓	✓
	(90°) Ogee Internal	RAN1		✓	✓	✓	✓	✓	✓
	(135°) Square	RAS2		✓	✓	✓	✓	✓	✓
	(135°) Round	RA2		✓	✓	✓	✓	✓	✓
	(135°) Hi Cap	RAH2		✓	✓	✓	✓	✓	✓
	(135°) Ogee External	RAN4		✓	✓	✓	✓	✓	✓
	(135°) Ogee Internal	RAN3		✓	✓	✓	✓	✓	✓
	(50°-156°) Square Adjustable	RAS3		✓	✓	✓			
	(50°-156°) Round Adjustable	RA3		✓	✓	✓			
	Ogee Any Angle Degree to Order	RAN9		✓	✓	✓			
	Square Any Angle Degree to Order	RAS9		✓	✓	✓			
	Hi Cap Any Angle Degree to Order	RAH9		✓	✓	✓	✓	✓	✓
Gutter Adaptor									
	Square/ Round	RDS1		✓	✓	✓			
	(RH) Cast Iron Ogee / Square	RDS3		✓	✓	✓			
	(LH) Cast Iron Ogee / Square	RDS4		✓	✓	✓			
	(RH) Cast Iron Ogee / Round	RD3		✓	✓	✓			✓
	(LH) Cast Iron Ogee / Round	RD4		✓	✓	✓			✓
	Cast Iron Round / Square	RDS5		✓	✓	✓			
	Cast Iron Round	RD5		✓	✓	✓			✓
	(RH) Ogee / Round	RNR3		✓	✓	✓			
	(LH) Ogee / Round	RNR4		✓	✓	✓			
	(RH) Ogee / Square	RNS3		✓	✓	✓			
	(LH) Ogee / Square	RNS4		✓	✓	✓			
	Hi Cap / Square	RHS3		✓	✓	✓			
Fascia Bracket									
	Square	RKS1		✓	✓	✓	✓	✓	✓
	Round	RK1		✓	✓	✓	✓	✓	✓
	Ogee	RKN1		✓	✓	✓	✓	✓	✓
	Hi Cap	RKH1		✓	✓	✓	✓	✓	✓

Key:


















## RAINWATER

Top Hung Fascia Brackets					W	BL	BR	G	A	CI
	Ogee	RKN2			✓	✓	✓			
	Hi Cap	RKH2			✓	✓				
Adjustable Offset Bend					W	BL	BR	G	A	CI
	Square	RBS5			✓	✓	✓			
Hopper					W	BL	BR	G	A	CI
	Square/ Round	RHS1			✓	✓	✓	✓		
	Universal	RH1								✓
	Ogee (with fixing lugs)	RH4								✓
Square / Round Downpipe Adaptor					W	BL	BR	G	A	CI
	Square/ Round	RDS2			✓	✓	✓	✓		
Downpipe					W	BL	BR	G	A	CI
	2.5m Square	RPS25			✓	✓	✓	✓		
	4.0m Square	RPS4			✓	✓	✓	✓		
	5.5m Square	RPS55			✓	✓	✓	✓		
	2.5m Round	RP25			✓	✓	✓	✓	✓	
	4.0m Round	RP4			✓	✓	✓	✓	✓	
	5.5m Round	RP55			✓	✓	✓	✓	✓	
Offset Bend					W	BL	BR	G	A	CI
	92.5° Square	RBS1			✓	✓	✓	✓		
	112.5° Square	RBS2			✓	✓	✓	✓		
	92.5° Round	RB1			✓	✓	✓	✓	✓	
	112.5° Round	RB2 / RB6*			✓	✓	✓	✓	✓	*
Pipe Socket					W	BL	BR	G	A	CI
	Square	RSS1			✓	✓	✓	✓		
	Round	RS1			✓	✓	✓	✓		
	Round with fixing lugs	RS2								✓
Downpipe Rainwater Diverter					W	BL	BR	G	A	CI
		RVS1			✓	✓	✓			

### Grey Rainwater

Ideal match to our Roofline range in RAL 7015

## RAINWATER

Shoe					W	BL	BR	G	A	CI
	Square	RBS3			✓	✓	✓	✓		
	Round	RB3			✓	✓	✓	✓		
	Round with fixing lugs	RB4								✓
Branch					W	BL	BR	G	A	CI
	67.5° Square	RYS1			✓	✓	✓	✓		
	67.5° Round	RY1			✓	✓	✓	✓	✓	
Access Pipe					W	BL	BR	G	A	CI
	Square	RXS1			✓	✓	✓	✓		
	Round	RX1			✓	✓	✓	✓	✓	
Pipe Clip					W	BL	BR	G	A	CI
	Standard (Square)	RCS1			✓	✓	✓	✓		
	Flush (Square)	RCS2			✓	✓	✓	✓		
	Round	RC1			✓	✓	✓	✓		
	Round	RC4								✓

### COLOURS FOR RAINWATER

W	BL	BR	G	A	CI
White	Black	Brown	Grey	Anthracite Grey	Cast Iron

### CAST IRON EFFECT

## RAINWATER ACCESSORIES

Balloon Outlet Guard	Cast Iron Fixings	Gutter Brush	Gutter Guard
			
DESCRIPTION	CODE	DESCRIPTION	CODE
Leaf protection system	192000	50mm (pk 10)	FC50CI
		4m	GM4
		5m pack	451000
Snow / Tile Guard	Drain Guard	Silicone Lubricant Spray	Solvent Cement
			
DESCRIPTION	CODE	DESCRIPTION	CODE
2m	SG1G	305 x 330mm	D192001
Bracket	SG2G	Suitable for round or square.	
		400ml (Lubricant)	SL400
		125ml (Cement)	SC125

### Anthracite Grey Rainwater

Ideal match to our Roofline range in RAL 7016





## CAST IRON GUTTERING





**H**  
Hargreaves  
Foundry  
Drainage

- Half round system in both a black and primed finish.
- 100, 115 and 125mm widths available.
- Bespoke hopper heads available.
- Lasts more than 100 years.
- Premier extra colour special order.

## STEEL GUTTERING





ALUMASC  
**RAINWATER**  
GUTTERS AND DOWNPIPES



Steel gutters are incredibly strong and can withstand the most extreme elements. Several styles and colours are available.

## ROOFLINE & CLADDING

## ALUMINIUM GUTTERING





**ALUTEC**  
ALUMINIUM RAINWATER SYSTEMS



ALUMASC  
**RAINWATER**  
GUTTERS AND DOWNPIPES

- Life expectancy of 50 years or more.
- Marine grade aluminium throughout for high corrosion resistance and ideal for use in coastal or heavily polluted urban areas.
- Half Round, Victorian Ogee and Moulded Ogee available.

## ALUMINIUM COPING



An economic and stylish finish to any Parapet or Boundary wall. They are specially made to your exact requirements.



- Powder coated.
- Easy to install and low maintenance.
- Lightweight and adaptable.
- Several BBA approved coping systems available.



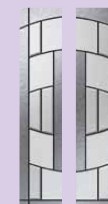


### FEATURES

- Thermally efficient composite doors.
- S-Glaze technology.
- 50mm thick door sash.
- 3mm high impact door skins.
- 'Sold secure' diamond rated 3 star locking cylinders.
- Secure multipoint locking system.
- German engineered 3D adjustable hinges.




### JACOBEEAN



**INSPIRE**  
Gluechip &  
Sandblasted glass




**EMPIRE**  
Gluechip &  
Sandblasted glass



**SCORPIO**  
Gluechip &  
Sandblasted glass




**APOLLO**  
Gluechip &  
Sandblasted glass




**SUMMIT**  
Sandblasted glass


**JACOBEEAN** Max: 1016 x 2172\* Min: 861 x 1875\*



**LINEAR**  
Sandblasted glass



**ELLIPSE**  
Sandblasted glass



**CRYSTAL BEVEL**



### TENNESSEE



**DORADO**  
Gluechip &  
Sandblasted glass



**SUMMIT**  
Sandblasted glass



**LINEAR**  
Sandblasted glass



**ELLIPSE**  
Sandblasted glass




**CRYSTAL BEVEL**

**TENNESSEE** Max: 1016 x 2172\* Min: 856 x 1822\*





## VERMONT



**3D GLASS**

**NEW**

**CONTINUITY**  
Sandblasted glass

**GREY SHADES**  
Sandblasted glass

**3D GLASS**

**NEW**

**SHADE**  
Sandstone & Sandblasted glass

**3D GLASS**

**HAZE**  
Sandstone & Sandblasted glass

**VERMONT** Max: 1016 x 2172\* Min: 783 x 1924\*




**TRIO**



**QUADRA**  
Sandblasted glass



## VOGUE



**3D GLASS**

**NEW**

**ARCHER**  
Sandblasted glass

**3D GLASS**

**NEW**

**SHADE**  
Sandstone & Sandblasted glass

**3D GLASS**

**NEW**

**HAZE**  
Sandstone & Sandblasted glass

**3D GLASS**

**NEW**

**OPTIMA**  
Sandblasted glass

**3D GLASS**

**NEW**

**CUBE**  
Sandstone glass

**VOGUE** Max: 1016 x 2172\* Min: 783 x 1924\*




**OCEAN**  
Sandblasted glass



**ABYSS**  
Sandstone glass



## KENTUCKY



**AQUARIUS**  
Gluechip & Sandblasted glass

**SUMMIT**  
Sandblasted glass


**LINEAR**  
Sandblasted glass

**ELLIPSE**  
Sandblasted glass

**CRYSTAL BEVEL**

**KENTUCKY** Max: 1016 x 2172\* Min: 876 x 1875\*

## NEWARK



**BRIGHT STAR**  
Sandblasted glass

**CITADEL**  
Gluechip & Sandblasted glass

**JUBILEE**


**LANTERN**  
Gluechip & Sandblasted glass

**NEWARK** Max: 1016 x 2172\* Min: 877 x 1883\*


## ROCKDOOR




WINDSOR




**TRITON**  
Gluechip &  
Sandblasted glass



**TITANIA**  
Gluechip &  
Sandblasted glass




**LINEAR**  
Sandblasted glass



**SUMMIT**  
Sandblasted glass

WINDSOR Max: 1016 x 2172\* Min: 856 x 1875\*


ILLINOIS



**EMPIRE**  
Gluechip &  
Sandblasted glass




**INSPIRE**  
Gluechip &  
Sandblasted glass



**PINNACLE**  
Gluechip &  
Sandblasted glass



**TRINITY**  
Gluechip glass



**KUDOS**  
Gluechip &  
Sandblasted glass

ILLINOIS Max: 1016 x 2172\* Min: 876 x 1882\*

ROCKDOOR



**ELLIPSE**  
Sandblasted glass



**CRYSTAL BEVEL**



DAKOTA



Max: 1016 x 2172\* Min: 783 x 1838\*


INDIANA



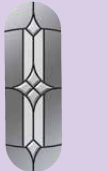
Max: 1016 x 2172\* Min: 876 x 1882\*



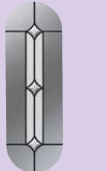
ARCACIA



**COSMOPOLITAN**  
Gluechip &  
Sandblasted glass



**SUMMIT**  
Sandblasted glass



**ELLIPSE**  
Sandblasted glass




**CRYSTAL BEVEL**

ARCACIA Max: 1016 x 2172\* Min: 818 x 1837\*

PORTLAND



**APOSTLE**  
Gluechip &  
Sandblasted glass



**HORIZON**  
Sandblasted glass



**BEACON**  
Gluechip &  
Sandblasted glass

PORTLAND Max: 1016 x 2172\* Min: 876 x 1882\*







GEORGIA



**CONSTELLATION**  
Gluechip glass



**NORTHERN STAR**  
Gluechip & Sandblasted glass

**GEORGIA** Max: 1016 x 2172\* Min: 832 x 1871\*



VIRGINIA



Max: 1016 x 2172\* Min: 836 x 1877\*

TONGUE & GROOVE 5



Max: 1012 x 2172\* Min: 796 x 1842\*

COTTAGE SPY VIEW



Max: 1016 x 2172\* Min: 781 x 1822\*

ROCKDOOR  
COTTAGE VIEW LIGHT



Max: 1012 x 2172\* Min: 816 x 1862\*

MONTANA



**LIBRA**  
Gluechip & Sandblasted glass



**RENAISSANCE**  
Gluechip glass

**MONTANA** Max: 1016 x 2172\* Min: 792 x 1871\*



STABLE DIAMOND



Max: 1016 x 2092\* Min: 804 x 1782\*

ENGLISH COTTAGE



Max: 1016 x 2172\* Min: 787 x 1870\*

STABLE SPY VIEW



Max: 1016 x 2092\* Min: 781 x 1742\*

STABLE VIEW LIGHT



Max: 1016 x 2092\* Min: 816 x 1782\*

REGENCY



Max: 1016 x 2172\* Min: 877x 1802\*

COLONIAL



Max: 1016 x 2172\* Min: 837x 1802\*

CLASSIC



Max: 1016 x 2172\* Min: 916x 1873\*

CAROLINA



Max: 1016 x 2172\* Min: 877 x 1832\*



\* All sizes includes a 70mm Frame with Low Aluminium Threshold.



Rockdoor French Doors feature levels of style, security and thermal efficiency unseen in the replacement door market until now.

VOGUE FRENCH DOOR



Max: 1930 x 2172 \* Min: 1464 x 1959\*

CLASSIC FRENCH DOOR



Max: 1930 x 2172 \* Min: 1730 x 1959\*

\* All sizes includes a 70mm Frame with Low Aluminium Threshold.

STAINLESS STEEL FURNITURE (Optional)



RESTRICTOR (Standard on outward opening doors)



HINGE BOLT (Standard)

SHOOT BOLTS ON SLAVE DOOR (Standard)



2 HOOK LOCK (Standard)



THRESHOLD

There are 3 types of threshold available:  
Low aluminium, 70mm PVC-U and the 50mm PVC-U.

FEATURES

- Traditional appearance.
- Thermally efficient.
- High security as standard.

**10**  
YEAR  
GUARANTEE






EXTRA SECURITY



Extra Hooks



Mesh



Laminated Glass



Secure by Design / PAS 24



Night Latch



Security Chain

COLOURS FOR FURNITURE



COLOURS FOR DOORS



DON'T FORGET YOUR INSTALLATION ESSENTIALS


✓ Silicones ✓ Cleaners ✓ Tools

See page 102.

OPTIONS



Locks



Handles



Thresholds



Fanlights & Sideframes



Furniture



And more

For the full range of options use our online door designer.



Design and order at [www.gap.uk.com](http://www.gap.uk.com)





Homeframe windows and doors are manufactured by gap, the name you can trust for high quality products and a great service.



#### FEATURES

- PVC-U profile.
- 70mm deep profile.
- High security as standard.
- A or C Rated specification available.
- Large range of colour options.
- Wide range of configurations available.



\* Dual colours available with 15 day delivery.



Casement



Vertical Slider



Tilt & Turn

Homeframe also manufacture a full range of PVC-U doors.

#### Benefits of buying from Gap

- Easy quick quote.
- Trade prices.
- Collect from your local depot.

#### COLOURS FOR WINDOWS



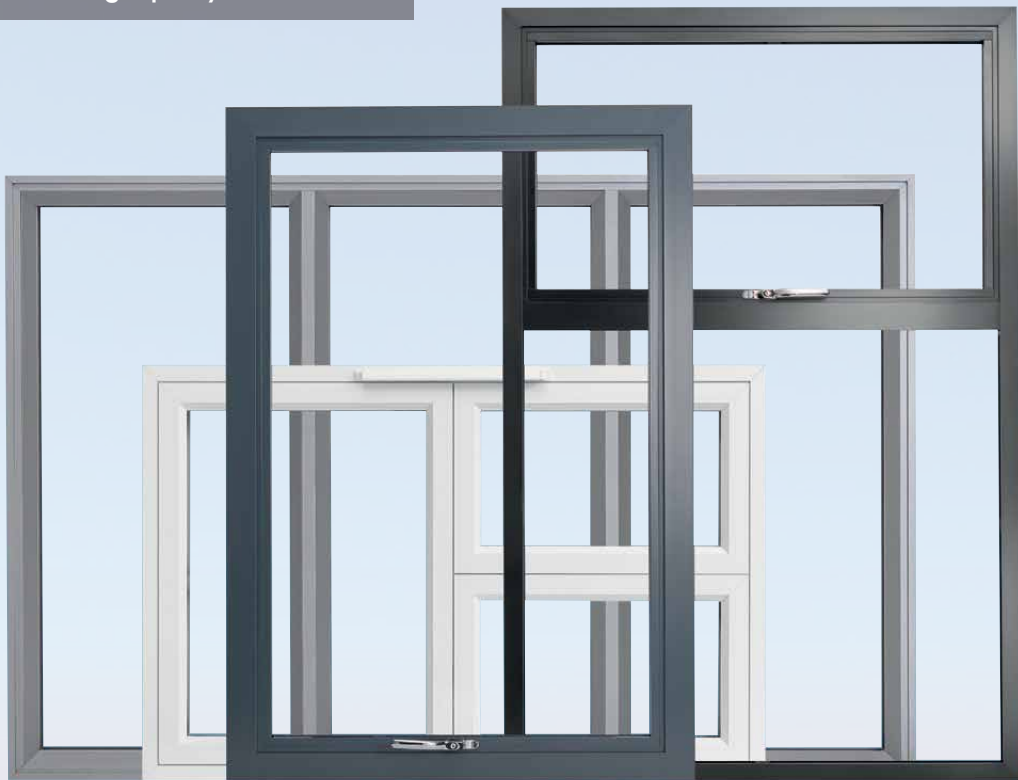
#### COLOURS FOR FURNITURE





## ALUMINIUM WINDOWS

- Aluminium profile.
- High thermal efficiency.
- Flush casement configuration.
- Wide variety of colours.
- High quality furniture.



## Quick Quote & Order

Contact your local depot or  
email [TechnicalProcessing@gap.uk.com](mailto:TechnicalProcessing@gap.uk.com)

HOMELINE



A Foiled Roofline that is  
**BBA APPROVED.**

gap, through its roofline brand Homeline,  
is the first and only manufacturer to offer foiled  
rooflines that are BBA APPROVED as standard.



BOW CANOPIES

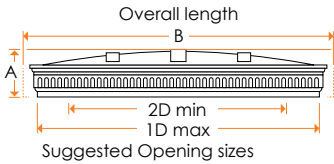
FEATURES

- Fast and easy installation.
- Maintenance free.
- Strong rigid fibreglass.
- One piece leak-proof moulding.
- Foam-filled / unfilled optional.
- Any opening from 1500 to 3400.

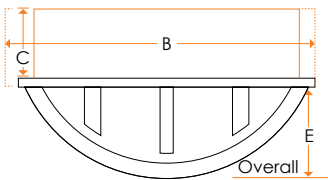
Gallows Bracket

DESCRIPTION	CODE
150mm Bracket	GB6
230mm Bracket	GB9
Available Separately.	

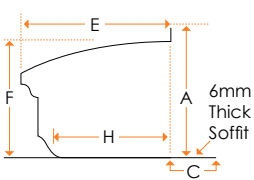
Front Elevation



Top Elevation



Side Elevation



Bow Canopies

DESCRIPTION	CODE	A	B	C	1D	2D	E	F	H
1800 Canopy (Foam Filled)	BCFF18	250	2360	300	1900	1500	256	200	175mm
2400 Canopy (Foam Filled)	BCFF24	300	2830	300	2500	1900	390	250	310mm
2800 Canopy (Foam Filled)	BCFF28	310	3150	300	2800	2500	460	260	360mm
3400 Canopy (Foam Filled)	BCFF34	330	3730	300	3400	2800	590	280	490mm

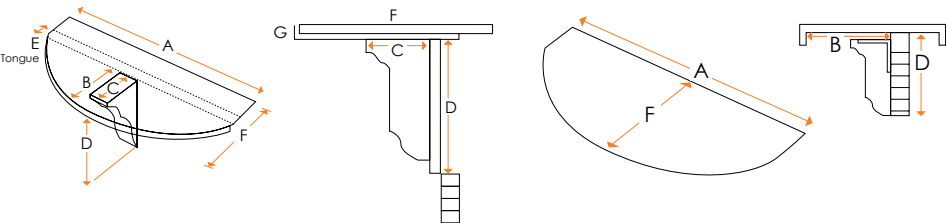
Mk.1 Base Units (Including Gallows Bracket)

DESCRIPTION	CODE	A	B	C	D	E	F	G
1800 1 Bracket	B18	2130	210	150	330	50	530	20
2400 1 Bracket	B24	2440	370	230	330	50	650	20
2800 2 Bracket	B28	2850	340	230	330	50	650	20

Mk.2 Base Units (Including Gallows Bracket)

DESCRIPTION	CODE	A	B	C	D	E	F
1800 1 Bracket	*	2180	30	150	330	40	510
2400 1 Bracket	*	2670	30	230	330	40	660

\*Contact your local GAP depot.



COLOURS FOR BOW CANOPIES



CAVITY CLOSER

NEW

**FEATURES**

- Made from recycled material.
- Suitable for openings in masonry, timber and steel frame wall constructions.
- Reduces condensation, mould and moisture migration.
- Overcomes cavity width variations.
- Complies with building regulations and British Standards.

**Cavity Closer**

DESCRIPTION	CODE
100mm x 2.4m	ETMCC100
150mm x 2.4m	ETMCC150

SLOT VENTS

**S Vent (Bottom Opening)**

DESCRIPTION	CODE	W	B	T	WITO	WIBO
Slotvent-S-3000-B	3000SB	✓	✓	✓	✓	✓
Slotvent-S-4000-B	4000SB	✓	✓	✓	✓	✓

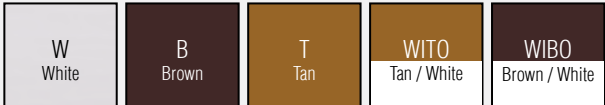
**S Vent (Front Opening)**

DESCRIPTION	CODE	W	B	T	WITO	WIBO
Slotvent-S-3000-F	3000SF	✓	✓	✓	✓	✓
Slotvent-S-4000-F	4000SF	✓	✓	✓	✓	✓
Slotvent-S-6000-F	6000SF	✓	✓	✓	✓	✓

**L Vent (Bottom Opening)**

DESCRIPTION	CODE	W	B	T	WITO	WIBO
Slotvent-L-2000-B	2000LB	✓	✓	✓	✓	✓
Slotvent-L-4000-B	4000LB	✓	✓	✓	✓	✓

COLOURS FOR SLOT VENTS





## WINDOW TRIMS




Edge Fillet (20mm)																
	DESCRIPTION	CODE	W	FW	DW	CR	BL	AG	DG	SG	CG	WG	R	IO	LO	
	20mm x 5m	GEF020	✓	✓	✓	✓	✓	✓	✓	✓	✓	✓	✓	✓	✓	
D Section (25mm)																
	25mm x 5m	GDS025	✓	✓	✓	✓	✓	✓	✓	✓	✓	✓	✓	✓	✓	
Architrave (6mm)																
	40mm x 5m	GCA050	✓	✓	✓	✓	✓	✓	✓	✓	✓	✓	✓	✓	✓	
	60mm x 5m	GCA070	✓	✓	✓	✓	✓	✓	✓	✓	✓	✓	✓	✓	✓	
	90mm x 5m	GCA100	✓	✓	✓	✓	✓	✓	✓	✓	✓	✓	✓	✓	✓	
Rectangles																
	15 x 13mm x 5m	GRE015	✓													
	22 x 20mm x 5m	GRE025	✓	✓	✓	✓	✓	✓	✓	✓	✓	✓	✓	✓	✓	
	30 x 25mm x 5m	GRE030	✓													
Angles Flexi (Foils recommended for internal angles only)																
	25 x 25mm x 5m	GF050	✓											✓	✓	✓
	35 x 35mm x 5m	GF075	✓													
	50 x 50mm x 5m	GF100	✓											✓	✓	✓
Angles Rigid																
	25 x 25mm x 5m	GA025	✓						✓	✓	✓	✓	✓	✓	✓	
	50 x 50mm x 5m	GAG050	✓													
	80 x 80mm x 5m	GA080	✓													
	100 x 80mm x 5m	GA180	✓	✓	✓	✓	✓	✓	✓	✓	✓	✓	✓	✓		
Quadrant																
	12 x 5m	GQU012	✓	✓	✓	✓	✓	✓	✓	✓	✓	✓	✓	✓	✓	
	19 x 5m	GQU019	✓	✓	✓	✓	✓	✓	✓	✓	✓	✓	✓	✓	✓	
Batten Cover (30mm)																
	30mm	GB30	✓													

## WINDOWS & ANCILLARIES

### COLOURS FOR WINDOW TRIMS

W White	FW Foiled White	DW Blue White	CR Cream	BL Black	AG Anthracite Grey	DG Dark Grey	SG Slate Grey
			CG Chartwell Green	WG Mahogany	R Rosewood	IO Irish Oak	LO Light Oak

## WINDOW BOARDS

Window Board						
	DESCRIPTION	CODE	W	WG	LO	R
	160mm x 5m	GWB150	✓			
	180mm x 5m	GWB175	✓	✓	✓	✓
	210mm x 5m	GWB200	✓			
	240mm x 5m	GWB225	✓	✓	✓	✓
	260mm x 5m	GWB250	✓			
	310mm x 5m	GWB300	✓			
	405mm x 5m	GWB405	✓	✓	✓	✓
Window Board Channel						
	5m	GWBC	✓	✓		
Window Board End Cap						
	300mm	GWBLEC	✓			
	300mm	GWEC		✓	✓	✓

### COLOURS FOR WINDOW BOARDS

W White	WG / B Mahogany / Dark Brown	R Rosewood	LO / T Light Oak
------------	------------------------------------	---------------	---------------------

Bettaboard			W	GO	NO	R
DESCRIPTION	CODE					
5000 x 150 x 22mm	GBB150		✓	✓	✓	✓
5000 x 180 x 22mm	GBB180		✓	✓	✓	✓
5000 x 200 x 22mm	GBB200		✓	✓	✓	✓
5000 x 225 x 22mm	GBB225		✓	✓	✓	✓
5000 x 250 x 22mm	GBB250		✓	✓	✓	✓
5000 x 300 x 22mm	GBB300		✓	✓	✓	✓
5000 x 600 x 22mm	G5BB600		✓	✓	✓	✓
4100 x 600 x 22mm	G4BB600		✓	✓	✓	✓
4100 x 900 x 22mm	G4BB900		✓	✓	✓	✓
3000 x 500 x 22mm	GBB500		✓	✓	✓	✓
3000 x 600 x 22mm	GBB600		✓	✓	✓	✓
3000 x 900 x 22mm	GBB900		✓	✓	✓	✓

Bettaboard End Cap			W	GO	NO	R
DESCRIPTION	CODE					
Solid Colour	GBBEC		✓	✓		
Foiled Colour	FGBBEC		✓	✓		

Bettaboard Mitre Joints			W	GO	NO	R
DESCRIPTION	CODE					
Internal Solid Colour	GBBJ		✓	✓		
Internal Foiled Colour	FGBBJ		✓	✓		
External Solid Colour	GBBEJ		✓	✓		
External Foiled Colour	FGBBEJ		✓	✓		

## COLOURS FOR BETTABOARD

Solid Colours

W White	G Tan	G / GO Oak/ Golden Oak	NO Natural Oak	R Rosewood
------------	----------	------------------------------	-------------------	---------------

Foiled Colours



**Fibre Reinforced  
Grab Adhesive,  
see page 104.**

## SKIRTING BOARDS

MDF Skirting Board & Architrave			W	GO	NO	R
DESCRIPTION	CODE					
120mm x 4.2m	GBS120		✓	✓	✓	✓
70mm x 4.2m	GBA070		✓	✓	✓	✓

PVC Skirting Board			W	GO	NO	R
DESCRIPTION	CODE					
95mm Ogee	GSK095		✓			

## COLOURS FOR SKIRTING BOARDS

W White	GO Golden Oak	NO Natural Oak	R Rosewood
------------	------------------	-------------------	---------------

## EXTERIOR CILLS

Cill			W	MG	MG/W	LO	LO/W	RW	RW/W	BK/W	AG/W
DESCRIPTION	CODE										
Stubb Cill 85mm	C085		✓	✓	✓	✓	✓	✓	✓	✓	✓
Cill 110mm	C110		✓	✓	✓	✓	✓	✓	✓		
Cill 150mm	C150		✓	✓	✓	✓	✓	✓	✓	✓	✓
Cill 180mm	C180		✓	✓	✓	✓	✓	✓	✓	✓	✓
Cill 225mm	C225		✓	✓	✓	✓	✓	✓	✓	✓	✓

Cill End Cap			W	B	T	BB	GR				
DESCRIPTION	CODE										
85mm (Pair)	CM085		✓	✓	✓	✓	✓				
110mm (Pair)	CM110		✓	✓	✓						
150mm (Pair)	CM150		✓	✓	✓	✓	✓				
180mm (Pair)	CM180		✓	✓	✓	✓	✓				
225mm (Pair)	CM225		✓	✓	✓	✓	✓				

## COLOURS FOR EXTERIOR CILLS

W White	MG Mahogany	MG / W Mahogany / White	LO Light Oak	LO / W Oak / White	RW Rosewood	RW / W Rosewood / White
BK/W Black / White	AG / W Anthracite Grey / White	B Brown	T Tan	BB Black	GR Grey	



## GRP COMPOSITE DOORS



NEW

### FEATURES

- Glass reinforced plastic skins.
- 4mm thick, powder coated Aluminium lock strip.
- All doors are reglazable.
- Wheelchair thresholds door colour matched as standard.

5  
DAY  
DELIVERY

## COMPOSITE DOORS

2 PANEL 1 ARCH



2 PANEL 1 SQUARE



2 PANEL 2 SQUARE 1 ARCH 6 PANEL



4 PANEL 2 SQUARE



4 PANEL SUNBURST



2 PANEL 1 GRILL



4 PANEL



2 PANEL 2 ANGLE



2 PANEL 2 ARCH



2 PANEL 2 SQUARE



4 PANEL 1 ARCH



2 PANEL 4 SQUARE



DIAMOND



3 DIAMOND



COTTAGE







MID 3 SQUARE



1 SQUARE



COTTAGE HALFGLAZE



CIRCLE



TWIN SIDE (Z)



TWIN SIDE (ZH)



4 SQUARE (W)



4 SQUARE (W4)



4 SQUARE (W4H)



3 SQUARE (Y)



3 SQUARE (YH)



2 PANEL SUNBURST



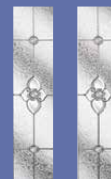
## GLASS DESIGNS



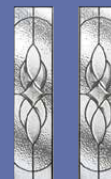
Classic



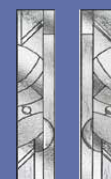
Flair



Finesse



Zinc Art Elegance



Zinc Art Abstract



Art Clarity

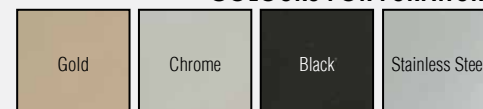
Glass designs are available across a range of door styles.

For the full range of options use our online door designer.



Design and order at [www.gap.uk.com](http://www.gap.uk.com)

## COLOURS FOR FURNITURE



## COLOURS FOR DOORS



Download our Composite Doors brochure at [gap.uk.com](http://gap.uk.com)



**cosmopolitan**

**5**  
YEAR  
GUARANTEE

**impression**

Design collection featuring inverted mouldings to replicate traditional timber.

**perfection**

Glass design collection featuring real glass bevels.

**FEATURES**

- 23 door styles.
- Choice of glass and lead work.
- Toughened glass.
- Tailor made.

Full brochure and technical details are available from  
[www.gap.uk.com](http://www.gap.uk.com)

## FLAT ROOF ESSENTIALS

**gap**

**18mm OSB**  
See page 86

**EPDM**  
See page 80



## PERFECT ADDITION TO A FLAT ROOF

**NEW**



**SKY-LINE**  
See page 71

**SKY-LINE**  
ROOF LANTERN



## COMPOSITE STEEL PANELS



### FEATURES

- Available with PVC skin internally and steel skin externally.
- Cut to size available.
- Skin available in 0.5mm and 0.7mm thickness.

**5**  
DAY  
DELIVERY

Composite Steel Panels										
DESCRIPTION	BS00E55	BS00E53	RAL7016	BS18B17	RAL6002	BS12B21	BS10B19	18E53	BS18C39	BS04E53
2400mm x 1220mm	✓				✓	✓				
2400mm x 1250mm		✓	✓	✓			✓	✓	✓	✓

### PLASTISOL COMPOSITE STEEL PANEL

#### DESCRIPTION

0.7mm leathergrain Plastisol coated steel bonded using 1 part moisture curing polyurethane adhesive to both sides of extruded core.

#### U-VALUES

Panels 24mm overall. U-Value= 0.97 w/m2 k  
Panels 28mm overall. U-Value= 0.85 w/m2 k



### COLOURS FOR COMPOSITE STEEL PANELS

White BS00E55	Black BS00E53	Anthracite RAL7016	Alabattross Grey BS18B17	Heritage Green RAL6002
Khaki BS12B21	Mushroom BS10B19	Solent Blue 18E53	Ocean Blue BS18C39	Poppy Red BS04E53

## DOOR CANOPIES



**NEW**

### FEATURES

- Easy DIY assembly - kit includes installation hardware.
- 4mm Solid polycarbonate sheet.
- Aluminium profiles.
- Protects entryway from rain, hail, snow and UV rays.

**3**  
YEAR  
GUARANTEE

**5**  
DAY  
DELIVERY

### Aquila Canopy System

DESCRIPTION	CODE
1505 w x 915 d x 175 h mm	S10263199S
2055 w x 915 d x 175 h mm	S10263200S

### COLOUR FOR POLYCARBONATE SHEET

Clear  
85% Light  
Transmission

### Cheltenham



#### DESCRIPTION

Available in 1520, 1935 and 2335mm overall widths.

### Cheltenham "T" Bar



#### DESCRIPTION

Available in 1520, 1935 and 2335mm overall widths.

### Cheltenham Fleur de Lys



#### DESCRIPTION

Available in 1520, 1935 and 2335mm overall widths.






DOOR CANOPIES

<b>Carisbrooke</b>  DESCRIPTION	<b>Elsdon</b>  DESCRIPTION Brackets available on request.	<b>Berkley</b>  DESCRIPTION
<b>Rockingham</b>  DESCRIPTION	<b>Stafford</b>  DESCRIPTION Brackets available on request.	<b>Castledene</b>  DESCRIPTION
<b>Sherbourne</b>  DESCRIPTION	<b>Tamworth</b>  DESCRIPTION Only available in White and Brown.	<b>Warwick</b>  DESCRIPTION
<b>Ripley</b>  DESCRIPTION	<b>Dunster</b>  DESCRIPTION	

COLOURS FOR DOOR CANOPIES



TILE COLOURS



DOOR CANOPIES

DOOR SURROUND


**10 YEAR GUARANTEE**

**FEATURES**

- Made from strong rigid GRP.
- Lead effect top available.
- Pillars available from 2100mm to 3000mm high.
- Pillars also sold separately.

<b>Georgian Door Surround</b>  DESCRIPTION Image shown with a lead top.	<b>Victorian Door Surround</b>  DESCRIPTION	<b>Edwardian Door Surround</b>  DESCRIPTION Image shown with a lead top.
--	---	---

COLOURS FOR DOOR SURROUNDS







ALUMINIUM BI-FOLDING DOORS

origin



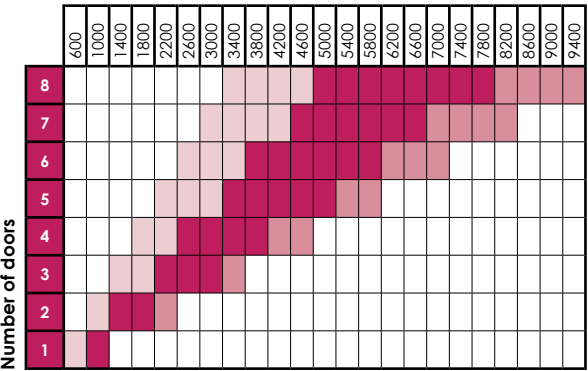
FEATURES

- Bespoke pricing.
- Delivered in kit form.
- Door profile width 75mm.
- Configurations available up to 10 doors.
- Onsite installation training available.
- Endless choice of colours
- Dual colours available with 4 week delivery.
- Tested to PAS 24.

20  
YEAR  
GUARANTEE

5  
DAY  
DELIVERY

Approximate opening in mm\*



\*Sizes are for guidance only and are subject to glass specification.



Key:

- Optimum door leaf sizes
- Wide door leaf sizes
- Narrow door leaf sizes

COLOURS FOR ORIGIN

Natural Oak	Golden Oak	Mahogany	Walnut	Hipca White (RAL 9910G)	Light Silver Metallic (RAL 9006M)
Dark Silver Metallic (RAL 9007M)	Slate Grey (RAL 7015M)	Anthracite Grey (RAL 7016M)	Black Grey (RAL 7021M)	Jet Black (RAL 9005M)	

ALUMINIUM BI-FOLDING DOORS

Visofold



NEW

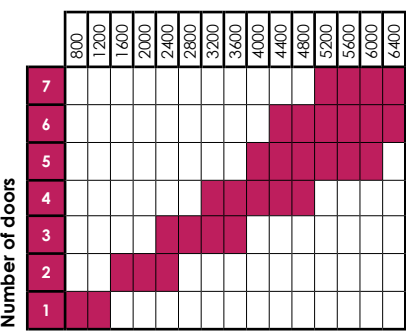
FEATURES

- Competitively priced per sash.
- Delivered fully assembled (size restrictions apply)
- Door profile width 70mm.
- Custom single/dual colours with 3-7 week delivery.
- Tested to PAS 24

10  
YEAR  
GUARANTEE

10-14  
DAY  
DELIVERY

Approximate opening in mm\*



\*Sizes are for guidance only and are subject to glass specification.

Key:

- Optimum door leaf sizes



COLOURS FOR VISOFOLD

White Gloss (Smart KL009)	Grey Matt (RAL 7016)	Black Matt (RAL 9005)
---------------------------	----------------------	-----------------------





## CONTEMPORARY CLADDING SYSTEM

Specially designed Aluminium trims, ideal for above Bi-folding doors.

See page 18.



## ALUMINIUM WINDOWS

### Quick Quote & Order

Contact your local depot or email [TechnicalProcessing@gap.uk.com](mailto:TechnicalProcessing@gap.uk.com)

See page 48.



## LOW MAINTENANCE DECKING

With an unrivalled likeness to timber which really sets it apart from other composite decking available.

68

See page 96.



## SPEED UP YOUR INSTALLATIONS WITH A WINBAG

Will lift up to 100kg ✓

Expands from 2mm to 50mm ✓

No more temporary packers ✓



See page 107.





## ALUMINIUM ROOF LANTERN

**Korniche**

ALUMINIUM ROOF LANTERN

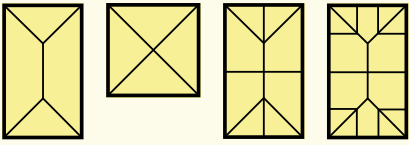
### FEATURES

- Sizes up to 6m x 4m can take 8 tonnes of weight.
- Cast Aluminium bosses for strength and rigidity.
- Self cleaning glass option.
- U Values 1 to 1.2.
- Thermally broken eaves.
- Q Ion gaskets.
- Unbroken sightless with slim 57mm profile.

**10**  
YEAR  
GUARANTEE

**5**  
DAY  
DELIVERY

### LANTERN CONFIGURATIONS



### AVAILABLE SIZES

Vast range available up to 6m x 4m.

### COLOURS FOR GLAZING OPTIONS



### COLOURS FOR ALUMINIUM ROOF LANTERN



## PVC-U ROOF LANTERN

## SKY LIGHTS & ROOFING



**SKY-LINE**  
ROOF LANTERN

**NEW**

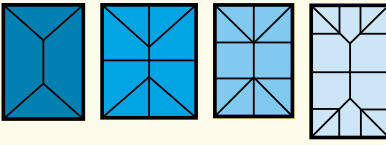
### FEATURES

- Competitively priced.
- Insulated chambered top cap.
- Quick fit components.
- High thermal performance.
- Stronger ridge means fewer bars are needed for a 2m x 4m.
- Glazing end profile allows drainage.

**10**  
YEAR  
GUARANTEE

**5**  
DAY  
DELIVERY

### LANTERN CONFIGURATIONS



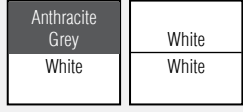
### AVAILABLE SIZES

	1000	1500	2000	2500	3000	3500	4000	4500
750								
1000								
1500								
2000								
2500								
3000								

### COLOURS FOR GLAZING OPTIONS



### COLOURS FOR PVC-U ROOF LANTERN






## FLAT SKYLIGHT

**Ultrasky**<sup>®</sup>  
SKYLIGHT by Ultraframe

NEW

### FEATURES

- Distinctive frameless glass.
- Fully insulated core.
- Unique click-fit installation.
- Noise reducing glass.
- Overall U-value of 1.2.



### Stock Sizes

DESCRIPTION	CODE
600mm x 600mm - Black - Standard Glass 6/16/4	FSL06X06
1000mm x 1000mm - Black - Standard Glass 6/16/4	FSL1X1
1000mm x 1500mm - Black - Standard Glass 6/16/4	FSL1X15
1000mm x 2000mm - Black - Standard Glass 6/16/6	FSL1X2
1200mm x 1200mm - Black - Standard Glass 6/16/4	FSL12X12

- 1 Edge to Edge glass. 2 Finesse plasterboard trim. 3 Slim Aluminium surround. 4 Fully insulated frame.
- 5 Click-fit clips. 6 Noise reducing glass (up to 34dB). 7 Double seal gaskets.

### KERB (optional)

- Delivered in one piece.
- Chambered construction for superior thermal performance.
- Contains self-aligning internal reinforcement for a faster fit.
- Welded to be watertight so you can fit the skylight and waterproof the roof at a later date.

### OPTIMAL 4 DEGREE PITCH FOR:

- Compliance with Building Regulations.
- Prevention of puddles forming, which can stain or mark the glazing.
- Ensuring maximum 'flex' or weight-bearing capability is accounted for.

## SKY LIGHTS & ROOFING

## ROOF WINDOW

**easy-trimroto**  
THE ASPIRATIONAL ROOF WINDOW

NEW

### FEATURES

- Up to 30% quicker to install.
- Comes with pre-fitted brackets.
- One handed operation for all functions.
- Locks into cleaning position for secure maintenance.
- Gas struts allow the window to stay in position when open.
- Ventilation via handle locking point (avoids clogging and remains secure in ventilation position).

**15**  
YEAR  
GUARANTEE

**3**  
DAY  
DELIVERY\*

\*On standard sizes.

### ADDITIONAL FEATURES

- Supplied fully assembled.
- Full co-extruded PVC – stronger and more thermally efficient.
- Clip type assembly used for the exterior profiles (no screws).
- Available in PVC, Timber and White painted timber.
- Metallic Anthracite Grey finish externally with a range of internal finishes available.

### ETR7 Top Third Roof Window



MOE (means of escape) functionality as standard on a range of sizes.

Vapour barrier as standard.

### ETR4 Centre Pivot Roof Window



Does not have MOE (means of escape) functionality.

Does not come with a vapour barrier.





## HYBRID SOLID ROOF

**Livingroof**<sup>TM</sup>  
By Ultraframe

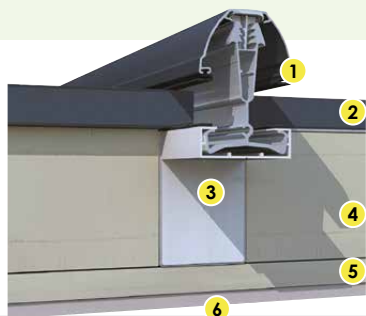
**NEW**



**10**  
**YEAR**  
GUARANTEE

### FEATURES

- Pitches from 5 to 40.9 degrees.
- Wind tested to withstand hurricane winds up to 130mph.
- Combine solid panel and shaped glazing for natural light and stunning internal design.
- The most configurable solid roofing system available.
- U-value of 0.16.



- 1 Click fit aluminium powder coated top cap.
- 2 25mm exterior insulated panel. Choose from aluminium and Utec composite.
- 3 Insulated bolster glazing bar.
- 4 90mm Kingspan insulation.
- 5 25mm Kingspan insulation.
- 6 12.5mm foil backed plasterboard (not supplied).

### COLOUR FOR HYBRID SOLID ROOF

Anthracite  
Grey  
(External)

## SOLID CONSERVATORY ROOF

## SKY LIGHTS & ROOFING

**Ultrarroof**<sup>TM</sup>  
By Ultraframe

**NEW**



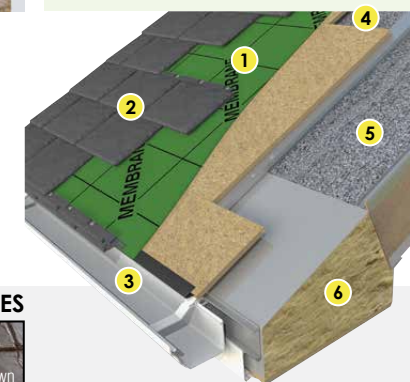
**10**  
**YEAR**  
GUARANTEE

### FEATURES

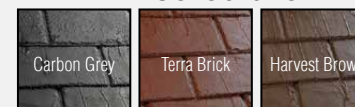
- No cutting, trimming or battening on site
- Extended external soffit options
- Internal pelmet as standard
- Spans over bi-folds up to 4m.
- Lightweight designed to fit on frames
- Click fit aluminium hip and ridge options – saves time on site.
- Available without tiles – use your own to match the house.
- U-Value of 0.17



- 1 Waterproof membrane.
- 2 Ultrarroof composite tiles.
- 3 Gutter.
- 4 Air gap to prevent condensation build up.
- 5 Thermally efficient insulated panels.
- 6 Thermally insulated structural box beam.



### COLOURS FOR TILES







## CONSERVATORY ROOF



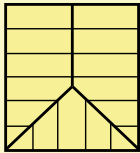
### FEATURES

- Any shape, any size.
- Pitches from 5° to 41°.
- Strong bars for greater spans.
- 24mm or 32mm glazing.
- White, deepplas, rosewood, golden oak and grey as standard.
- Any RAL colour available on request.
- Unglazed, performance glass or polycarbonate.
- Upgrades available: internal pelmet and gutter cover.

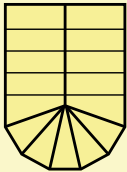


### STYLES

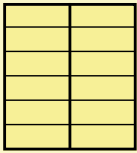
Georgian



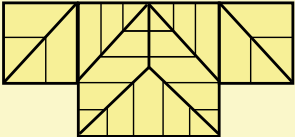
Victorian



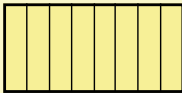
Gable



T-Shape

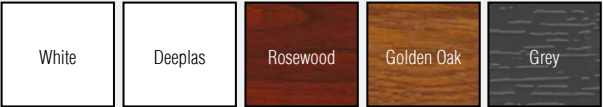


Lean-to



Bespoke sizes and shapes available.

### COLOURS FOR CONSERVATORY ROOF





Ral colour options available.

## MULTIWALL POLYCARBONATE



### FEATURES

- Lightweight and high-impact resistance.
- Extremely durable, weather and UV resistant.
- Superb thermal insulating properties.
- High-light transmission.
- High-performance fire rating.
- Easy to handle and install.

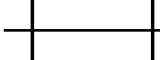
### 6mm Twinwall

	WIDTH	LENGTH (mm)								Clear	Bronze	Opal	Heatguard	Heat Opal
	1050	2000	3000	4000	6000					✓				
	2100	2000	3000	4000	6000					✓				

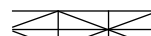
### 10mm Twinwall

		700	2000	2500	3000	3500	4000	5000	6000	7000	✓	✓	✓	
		1050	2000	2500	3000	3500	4000	5000	6000	7000	✓	✓	✓	
		1250	2000	2500	3000	3500	4000	5000	6000	7000	✓			
		1400	2000	2500	3000	3500	4000	5000	6000	7000	✓	✓	✓	
		2100	2000	2500	3000	3500	4000	5000	6000	7000	✓	✓	✓	


### 16mm Triplewall

		16mm	LENGTH (mm)										Clear	Bronze	Opal	Heatguard	Heat Opal
			700	2000	2500	3000	3500	4000	5000	6000	7000	✓					
			900	2000	2500	3000	3500	4000	5000	6000	7000	✓	✓				
			980	2000	2500	3000	3500	4000	5000	6000	7000	✓	✓				
			1050	2000	2500	3000	3500	4000	5000	6000	7000	✓	✓	✓	✓		
			1200	2000	2500	3000	3500	4000	5000	6000	7000	✓					
			1400	2000	2500	3000	3500	4000	5000	6000	7000	✓	✓				
			2100	2000	2500	3000	3500	4000	5000	6000	7000	✓	✓	✓			

### 25mm 7x Wall Structure (Multiwall)

	25mm	800	2000	2500	3000	3500	4000	5000	6000	7000	✓	✓	✓	
		900	2000	2500	3000	3500	4000	5000	6000	7000	✓	✓		
		1050	2000	2500	3000	3500	4000	5000	6000	7000	✓	✓	✓	✓
		1200	2000	2500	3000	3500	4000	5000	6000	7000	✓	✓		
		1600	2000	2500	3000	3500	4000	5000	6000	7000	✓	✓		✓
		2100	2000	2500	3000	3500	4000	5000	6000	7000	✓	✓	✓	✓
			2000	2500	3000	3500	4000	5000	6000	7000	✓	✓	✓	✓

### 35mm 7 Wall (Multiwall)

	35mm	1050	2000	2500	3000	3500	4000	5000	6000	7000	✓	✓	✓
		2100	2000	2500	3000	3500	4000	5000	6000	7000	✓	✓	✓

### COLOURS FOR POLYCARBONATE

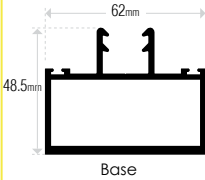




GLAZING BARS

Self-Supporting, Standard

Cap Options:



REQUIRES SUPPORT AT LEAST EVERY 3000mm.

Includes mounting plates, relevant fixings and screws, end stop and gasket.

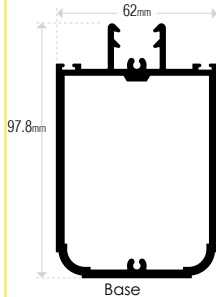
Available from 2m to 6m.

Screwdown Cap suit any size of polycarbonate  
Easyfit Cap suits 10, 16 & 25mm of polycarbonate.

DESCRIPTION	≥	≤
2m - 6m lengths	✓	✓

Self-Supporting, Large

Cap Options:



REQUIRES SUPPORT EVERY 6000mm.

Includes mounting plates, relevant fixings and screws, end stop and gasket.

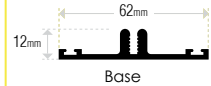
Available from 3.5m to 6m.

Screwdown Cap suit any size of polycarbonate  
Easyfit Cap suits 10, 16 & 25mm of polycarbonate.

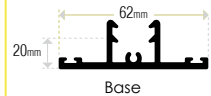
DESCRIPTION	≥	≤
3.5m - 6m lengths	✓	✓

Purlin Supporting

Choose Between:



OR



REQUIRES SUPPORT AT LEAST EVERY 1400mm.

Includes relevant fixings and screws, end stop and gasket.

Available from 2m to 6m.

Screwdown Cap suit any size of polycarbonate  
Easyfit Cap suits 10, 16 & 25mm of polycarbonate.

NEW

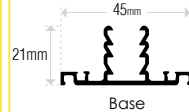

DESCRIPTION	≥	≤
2m - 6m lengths	✓	✓

Rafter Supporting

Choose Between:



OR



REQUIRES CONTINUOUS SUPPORT.

Includes relevant fixings and screws, end stop and gasket.

Available from 2m to 6m.

Snapfit Cap suits 10, 16 & 25mm of polycarbonate

DESCRIPTION	≥	≤
2m - 6m lengths	✓	✓

COLOURS FOR GLAZING BARS

W White	B Brown
------------	------------

SKY LIGHTS & ROOFING

GLAZING BAR ACCESSORIES

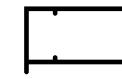
Aluminium End Closure (U-Channel)



10mm, 16mm and 25mm.

DESCRIPTION	≥	≤
2.1m length	✓	✓

PVC End Closure (U-Channel)



10mm, 16mm, 25mm and 35mm.

DESCRIPTION	≥	≤
2.1m length	✓	✓

Clear Pvc End Closure (U-Channel)



6mm, 10mm and 16mm widths.

DESCRIPTION	≥	≤
2.1m length	✓	✓

Aluminium Verge Cap



Alternative screw down cap to close off edge.

DESCRIPTION	≥	≤
2m - 6m lengths	✓	✓

Aluminium Infills (End Bar)



Use with Purlin, Standard and Large bars.

10mm, 16mm and 25mm widths.

DESCRIPTION	≥	≤
2m - 6m lengths	✓	✓

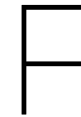
Gable Infills (Edge Trim)



Use with Snapfit rafter bar.

DESCRIPTION	≥	≤
3m - 4m lengths	✓	✓


Aluminium Edge Bars



10mm, 16mm, 25 and 35mm widths.

DESCRIPTION	≥	≤
2m - 6m lengths	✓	✓

Breather Tape



Sold as 33m rolls or by the metre.

DESCRIPTION	≥	≤
25mm (for 6mm)	✓	✓
38mm (for 10 & 16mm)	✓	✓
45mm (for 25mm)	✓	✓
60mm (for 35mm)	✓	✓

Fixing Buttons



10mm, 16mm and 25mm.

DESCRIPTION	≥	≤
Pack of 10	✓	✓

Butyl Flashing Tape



150mm and 200mm.

DESCRIPTION	≥	≤
5m - 20m lengths	✓	✓

COLOURS FOR GLAZING BAR ACCESSORIES

C Clear	W White	B Brown
------------	------------	------------

COLOURS FOR BUTYL FLASHING TAPE

W White	G Grey
------------	-----------



EPDM RUBBER MEMBRANE



FEATURES

- Stocked in selected depots and cut to size while you wait.
- Ideal for extensions, garages, sheds, balconies, trailers and more.
- Seamless sheets in 1 piece.
- Fire resistant.
- BBA Approved.


**20**  
YEAR  
GUARANTEE

Single Garage Roll

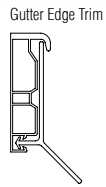


DESCRIPTION	CODE
Cut to size per m <sup>2</sup>	RCCTS

PVC-U Trims



DESCRIPTION	CODE
2.5m x 65mm Edge/ Kerb Trim	RCQTEGKERB25
3.5m x 65mm Edge/ Kerb Trim	RCQTEGKERB35
2.5m x 65mm Gutter/ Drip Trim 2 part	RCQTGUTDRIP25

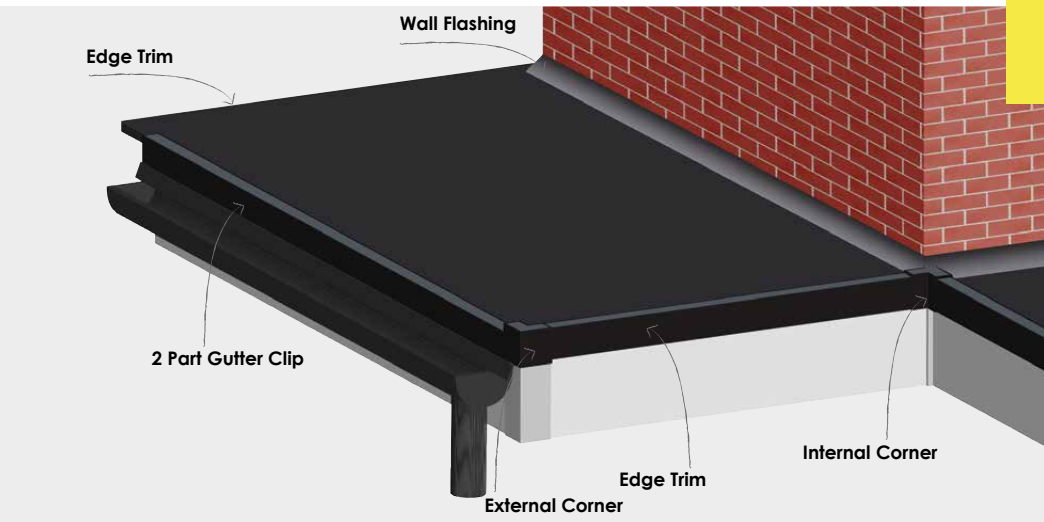


Corners, Joints & End Caps

DESCRIPTION	CODE
Internal Corner	RCQTINTCORNER
External Corner	RCQTEXTCORNER
Trim End Cap (small)	RCQTENDCAPS
Corner End Cap (large)	RCQTENDCAPL
Joint	RCQTJOINTBUTT
Bond & Seal Sealant	RCQBSS
UPVC Foam Tape Roll 8m	RCQFTTAPE

SKY LIGHTS & ROOFING

EPDM RUBBER MEMBRANE



Adhesives

DESCRIPTION	CODE
Water based adhesive (5Ltr) 20m <sup>2</sup> coverage	RCWBA5
Water based adhesive (10Ltr) 40m <sup>2</sup> coverage	RCWBA10
Bonding spray 750mm	RCSPRAY
Bonding adhesive (5Ltr)	RCBA5
Bonding adhesive (10Ltr)	RCBA10

Jointing Accessories

DESCRIPTION	CODE
Quickscrubber Handle	RCQSHBM
Quickscrubber Pad	RCQSPBM
Quickprime plus (1Ltr)	RCQP1
Quickseam SA Flashing roll (15.25m)	RCQSFR1525
Quickseam batten cover strip roll (7.62m)	RCQSBCSR


Detailing Accessories



DESCRIPTION	CODE
Quickseam pipe boot	RCQSPB
Black Wall Flash 70mm x 3m	RCWALL70
Quickseam corner flashings (carton 20)*	RCQSCF
9" Formflash roll (15.25m)	RCFFLASH1525

\* Single Trims available on request.

Roller



DESCRIPTION	CODE
4" Sleeve	RCMINROLR
4" Frame	RCMINROLF
9" Sleeve	RCCAGEROLR
9" Frame (Screw fit)	RCCAGEROLF

Silicone Rubber Roller



DESCRIPTION	CODE
Silicone Rubber Roller	RCSILROL
Penny Roller	RCPR

Cast Lead Flashing code 3-4 are ideal for your next rubber membrane installation.

COLOURS FOR TRIMS, CORNERS, JOINTS & END CAPS



We do Cast Lead Flashing & Self-Adhesive Lead Replacement, see page 87.

OSB (Oriented Strand Board), see page 86.





## LIQUID POLYURETHANE MEMBRANE



### FEATURES

- Stocked at selected depots.
- Can be installed in a single layer.
- Perfect for lots of detailed work.
- Suitable for Timber, OSB, Metal, Lead, Bitumen, Concrete, Asphalt, Masonry and Brick.
- Can be used for Roofing, Balconies, Walkways and Car Parks.
- Training courses available upon request.
- BBA certified, Green roof and NHBC Approval.



\*With Desmopol and Tecnotop at the recommended coverage.

### Desmopol



DESCRIPTION	COVERAGE	CODE
Desmopol Membrane 25kg (Dark Grey)	15m <sup>2</sup>	DP25M
Desmoplus Accelerator 2 Ltr	15m <sup>2</sup>	DP2A
Desmopol Membrane 6kg (Dark Grey)	3.6m <sup>2</sup>	DP6M
Desmoplus Accelerator 500ml	3.6m <sup>2</sup>	DP05A
Primer PU 1000 5 Ltr	33m <sup>2</sup>	DP5P
Desmothix 1 Ltr*	up to 60m <sup>2</sup> (per 1 Ltr)	DP1T
Tecnotop2C Topcoat (UV Stability) 4 + 1kg 2 components RAL 7043	25m <sup>2</sup>	DPT

\* Additive to thicken for upstands / vertical.

## LIQUID POLYURETHANE MEMBRANE

### Rollers & Mixing tubs



DESCRIPTION	CODE
4" Sleeve	RCMINROLR
4" Frame	RCMINROLF
9" Sleeve	RCCAGEROLR
9" Frame (Screw Fit)	RCCAGEROLF
11 Ltr Mixing Tub	DPMT
Measuring Jug 500ml	DPMJ

### Anti-slip finish



DESCRIPTION	COVERAGE	CODE
13kg (Green mineral chippings)	25-30 m <sup>2</sup>	DP10AS
Anti-slip additive for Topcoat.		

### Matting



DESCRIPTION	COVERAGE	CODE
100mm x 120mtrs	120mtrs	DP100M
200mm x 120mtrs	120mtrs	DP200M
1000mm x 60mtrs	60m <sup>2</sup>	DP1000M

Matting for joints, upstands and detail.

## FIBRE-REINFORCED EMERGENCY ROOF REPAIR



### FEATURES

- Emergency roof repair.
- Immediately waterproof.
- One coat application, no primer required.
- Brush applied straight from the tin.
- For wet and dry surfaces.
- Shelf life of 12 months once opened.

### Aquapol

DESCRIPTION	CODE
5kg	AP5KG

Suitable for use on concrete, fibre/cement, metal, felt, mastic, asphalt, existing bituminous coatings, leadwork, slates, tiles and brickwork. Also waterproofs gutters (plastic and metal), rigid pvc, downpipes, gulleys, flashing, vents, corrugated iron, copper and zinc.



## ROOF SLATE

**BRITMET**  
LIGHTWEIGHT ROOFING

NEW

### FEATURES

- Lightweight – 12kg/sqm.
- Manufactured in the UK.
- 40 Year Warranty.
- Easy to Install.
- Strong, durable – does not crack or break.
- Pitches as low as 14°.
- Made from 75% recycled polymers.
- BSA76-3 Fire Rated.

40  
YEAR  
GUARANTEE

#### LifeSlate Roof Slate

DESCRIPTION	CODE	SG	A	O	SS
445mm x 297mm	BLS	✓	✓	✓	✓

#### LifeSlate Ridge-Slate

DESCRIPTION	CODE	SG	A	O	SS
445mm x 155mm	BLSR	✓	✓	✓	✓

Roof Pitch	Gauge	Slates Per M <sup>2</sup>
14-25 degrees (fully boarded or felt & battens)	6" (152mm)	22
25 to 27.5 degrees (fully boarded or felt & battens)	6.5" (165mm)	20
27.5 to 30 degrees (fully boarded or felt & battens)	7" (178mm)	19
Above 30 degrees (fully boarded or felt & battens)	7.5" (191mm)	18

\* The minimum recommended pitch and lap may be influenced by special circumstances, please contact our technical department for advice.  
Note: Advice from our technical department should also be sought when installing on high buildings and/or in exceptionally windy areas.

#### COLOURS FOR LITESLATE ROOF SLATE



We recommend using our Star Screws to install your LifeSlate Roof Slate.

## SKY LIGHTS & ROOFING

## ROOF TILE

**metrotile**  
LIGHTWEIGHT ROOFING

NEW

### FEATURES

- Versatile profile with a small riven slate appearance.
- Designed for both roofs and vertical walls.
- Lightweight high grade steel with zam coating for high strength and resistance.
- Unique "hidden fix" leaves no nails exposed to corrosion.
- Suitable for most roofing applications.
- Suitable for pitches as low as 15°.
- 7 times lighter than traditional roofing materials.

40  
YEAR  
GUARANTEE

#### Shingle Tile

DESCRIPTION	CODE	AR	BU	C	E
1335 x 300mm	MST	✓	✓	✓	✓

#### Ridge

Delta Ridge	MSTDR	✓	✓	✓	✓
Veranda Ridge	MSTVR	✓	✓	✓	✓

#### Barge

Non-handed	MSTB	✓	✓	✓	✓
------------	------	---	---	---	---

#### Tile Vent

DESCRIPTION	CODE	AR	BU	C	E
Tile Vent	MSTTV	✓	✓	✓	✓

#### Cap

End Cap	MSTEC	✓	✓	✓	✓
Hip Cap	MSTHC	✓	✓	✓	✓
Ridge Cap	MSTRC	✓	✓	✓	✓

#### Junction

5 Way Junction	MST5W	✓	✓	✓	✓
3 Way Junction	MST3W	✓	✓	✓	✓
3 Way Junction (Larger)	MST3WL	✓	✓	✓	✓

#### COLOURS FOR METROTILE





easy-trim

20  
YEAR  
GUARANTEE**Ridge F Kit**

- Resistant to wind and water.
- Super strength nylon "ratchet" clips give superior strength and durability.
- 6 metre ventilated ridge roll with pumped butyl for a quality seal.
- Self-adhesive butyl strip provides a watertight seal and permanent bond.



DESCRIPTION	CODE	FBLK	TERRA
<ul style="list-style-type: none"> <li>• 6 metre Easy Ridge F Roll</li> <li>• Ridge Batten Brackets</li> <li>• Universal Ridge Unions</li> <li>• Fixing Kit</li> </ul>	EASYRIDGE	✓	✓

**COLOURS FOR RIDGE F**FBLK  
BlackTERRA  
Terracotta

Suitable for concrete, clay ridge tiles, and compatible with slate and tile profiles.

**Hip Tray**

DESCRIPTION	CODE
1.2m	HIPTRAY/12

**Treated Timber Roof Batten**

DESCRIPTION	CODE
25mm x 38mm - 4.8m	BPRB2538
25mm x 50mm - 4.8m	BPRB

**Breathable Membrane**

DESCRIPTION	CODE
1m x 50m Master 112gsm Felt	EASYTRIMMASTER1
1m x 50m Pro 122gsm Felt	PROEASYTRIM/1M

**Plywood OSB 3**

DESCRIPTION	CODE
2440 x 1220 x 18mm	18OSB
2440 x 1200 x 11mm	11OSB

Load-bearing use in humid conditions.

**FEATURES**

- Self-adhesive using high performance butyl on the underside.
- Made of sheet aluminium with a protective anti-corrosion coating
- Can be used in both flat and pitched roof applications.
- Installation is simple with no special tools required.
- Can be cut with a knife or scissors.
- Cost-effective replacement to lead
- BBA Approved.

**Smooth Lead Alternative**

DESCRIPTION	CODE
150mm x 5mtr	EASYLEADR1505SMT
300mm x 5mtr	EASYLEADR3005SMT
450mm x 5mtr	EASYLEADR4505SMT

**Smooth**

Looks like lead but has no resale value therefore preventing theft.

**Textured Lead Alternative**

DESCRIPTION	CODE
150mm x 5mtr	EASYLEADR1505TXT
300mm x 5mtr	EASYLEADR3005TXT
450mm x 5mtr	EASYLEADR4505TXT

**Textured**

Unique corrugated pattern makes it easy to form and to adapt to various surfaces, giving an attractive appearance every time.

**Cast Lead Flashing  
3m & 6m (Code 3)**

1.32mm thick



DESCRIPTION	CODE
150mm/6" (13.5kg)	LS150
240mm/9" (21.5kg)	LS240
300mm/12" (27kg)	LS300
390mm/15" (35kg)	LS390
450mm/18" (40.5kg)	LS450
600mm/24" (54kg)	LS600

Used in commercial roofing and suitable for light applications such as soakers at the abutment.

**Cast Lead Flashing  
3m & 6m (Code 4)**

1.80mm thick



DESCRIPTION	CODE
150mm/6" (18.5kg)	LS4150
240mm/9" (29.5kg)	LS4240
300mm/12" (36.5kg)	LS4300
390mm/15" (48kg)	LS4390
450mm/18" (55kg)	LS4450
600mm/24" (73.5kg)	LS4600

Suitable for a range of roofing projects including soakers, flashings and vertical cladding.

**Flashing Tape**

DESCRIPTION	CODE
75mm x 10m	FT75L
100mm x 10m	FT100L
150mm x 10m	FT150L
225mm x 10m	FT225L
300mm x 10m	FT300L
450mm x 10m	FT450L
600mm x 10m	FT600L

Lead replacement self-adhesive strip Ideal for emergency repair

**Damp Proof Course**

DESCRIPTION	CODE
110mm x 30m	GDPC110
150mm x 30m	GDPC150
225mm x 30m	GDPC225
300mm x 30m	GDPC300
450mm x 30m	GDPC450
600mm x 30m	GDPC600





HYGIENIC CLADDING



3-5 DAY DELIVERY

FEATURES

- Food grade.
- High impact strength.
- Recyclable.
- High chemical resistance.
- Low maintenance.
- Excellent fire rating performance.
- Easy to install.
- Can be fabricated.
- Completely waterproof.
- Easy to clean.
- No grout.

NEW



CUT TO SIZE AVAILABLE

GLOSS WHITE STOCK ITEM

HYGIENIC CLADDING

Hygienic Sheet		<div><div>Porcelain White</div><div>Gloss White</div><div>Palclad™ M660</div><div>Jade</div><div>Granite</div><div>Peacock</div><div>Dolphin Grey</div><div>Enchanted</div><div>Bluebird</div><div>Siren</div><div>Candy Floss</div><div>Sugar Plum</div><div>Black Ice</div><div>Blue</div><div>Grey</div><div>Cream</div><div>Green</div></div>																	
DESCRIPTION	KEY	Porcelain White	Gloss White	Palclad™ M660	Jade	Granite	Peacock	Dolphin Grey	Enchanted	Bluebird	Siren	Candy Floss	Sugar Plum	Black Ice	Blue	Grey	Cream	Green	
2440 x 1220 x 2.5mm		✓	✓	✓	✓	✓	✓	✓	✓	✓	✓	✓	✓	✓	✓	✓	✓	✓	
3050 x 1220 x 2.5mm		✓	✓	✓	✓	✓	✓	✓	✓	✓	✓	✓	✓	✓	✓	✓	✓	✓	
Accessories (3050mm long)																			
2 Part Divider (Top and base) with white universal base.		✓	✓	✓	✓	✓	✓	✓	✓	✓	✓	✓	✓	✓	✓	✓	✓	✓	
Transition Strip		✓	✓	✓															
J Trim		✓	✓	✓	✓	✓	✓	✓	✓	✓	✓	✓	✓	✓	✓	✓	✓	✓	
External Corner		✓	✓	✓	✓	✓	✓	✓	✓	✓	✓	✓	✓	✓	✓	✓	✓	✓	
Internal Corner 18mm		✓	✓	✓	✓	✓	✓	✓	✓	✓	✓	✓	✓	✓	✓	✓	✓	✓	

To order:

Call into your local depot or email [sheet.materials@gap.uk.com](mailto:sheet.materials@gap.uk.com)

COLOURS FOR HYGIENIC CLADDING

M	Palclad Porcelain White	G	Gloss White	M	Palclad™ M660
M	Jade	M	Granite	M	Peacock
M	Candy Floss	M	Sugar Plum	M	Black Ice
M	Dolphin Grey	M	Enchanted	M	Bluebird
M	Siren	M	Blue	M	Grey
M	Cream	M	Green		



## INTERNAL CLADDING



### FEATURES

- Made in Britain.
- Lead free.
- Water repellent.
- Class 1 fire resistant.
- Easy fit.
- Easy wipe clean surfaces.
- Tongue and Groove.

Mourino


## DECOR RANGE: 250mm WIDE



M

Mourino

DESCRIPTION	CODE
250mm x 7.5mm x 2.6m	PW-250-M



M

Traditional Red Brick

DESCRIPTION	CODE
250mm x 7.5mm x 2.6m	PW-250-TRB




M

Natural Stone Anthracite

DESCRIPTION	CODE
250mm x 7.5mm x 2.6m	PW-250-NSA


## INTERNAL CLADDING



G

Antwerp Grey


DESCRIPTION	CODE
250mm x 7.5mm x 2.6m	PW-250-ANG



G

Klassik Tile Grey

DESCRIPTION	CODE
250mm x 7.5mm x 2.6m	PW-250-KTG




M

Havanna Silver Grey

DESCRIPTION	CODE
250mm x 7.5mm x 2.6m	PW-250-HSG

## CLASSIC RANGE: 250mm WIDE



G

Silver Embedded

DESCRIPTION	CODE
250mm x 7.5mm x 2.6m	PW-250-SE



G

White Sparkle


DESCRIPTION	CODE
250mm x 7.5mm x 2.6m	IC75WS



G

Subtle Grey Marble


DESCRIPTION	CODE
250mm x 7.5mm x 2.6m	IC75SGM



G

Pergamon

DESCRIPTION	CODE
250mm x 7.5mm x 2.6m	IC75PM



G

White High Gloss

DESCRIPTION	CODE
250mm x 7.5mm x 2.6m	IC75WHG



G

Dark Grey Marble

DESCRIPTION	CODE
250mm x 7.5mm x 2.6m	PW-250-DGM



M

Concrete Grey

DESCRIPTION	CODE
250mm x 7.5mm x 2.6m	PW-250-CG



M

Lava

DESCRIPTION	CODE
250mm x 7.5mm x 2.6m	PW-250-L



G

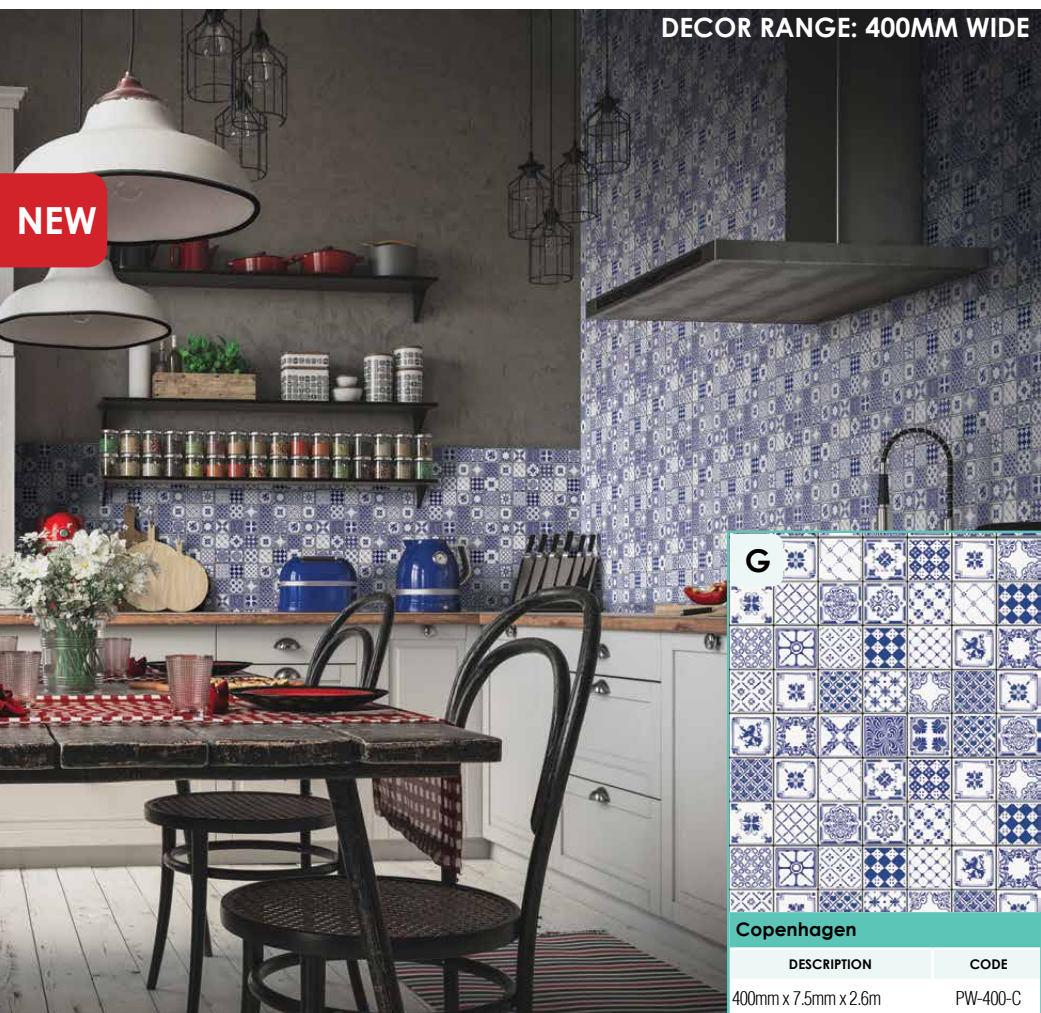
Orion

DESCRIPTION	CODE
250mm x 7.5mm x 2.6m	PW-250-O





## INTERNAL CLADDING



DECOR RANGE: 400MM WIDE



Copenhagen	
DESCRIPTION	CODE
400mm x 7.5mm x 2.6m	PW-400-C

### PVC TRIMS FOR 250mm & 400mm PANELS

PVC Trims (2.4m length)			
DESCRIPTION	KEY	CODE	Chrome White
External Corner		PWPVC-EXTC	✓ ✓
U Channel		PWPVC-UCHAN	✓ ✓
Internal Corner		PWPVC-INTC	✓ ✓

### CROSS SECTION



### COLOURS FOR PVC TRIMS



## SHOWER PANELS


### CLASSIC RANGE: 1m WIDE



White Sparkle	
DESCRIPTION	CODE
1mtr x 10mm x 2.4m	PW-1000-WS



Black Sparkle	
DESCRIPTION	CODE
1mtr x 10mm x 2.4m	PW-1000-BS



Pergamon	
DESCRIPTION	CODE
1mtr x 10mm x 2.4m	PW-1000-PG



Dark Grey Marble	
DESCRIPTION	CODE
1mtr x 10mm x 2.4m	PW-1000-GM



Subtle Grey Marble	
DESCRIPTION	CODE
1mtr x 10mm x 2.4m	PW-1000-SGM




High Gloss White	
DESCRIPTION	CODE
1mtr x 10mm x 2.4m	PW-1000-HGW



Travertine	
DESCRIPTION	CODE
1mtr x 10mm x 2.4m	PW-1000-T



Lava	
DESCRIPTION	CODE
1mtr x 10mm x 2.4m	PW-1000-LAV



Concrete Grey	
DESCRIPTION	CODE
1mtr x 10mm x 2.4m	PW-1000-CON

### ALUMINIUM TRIMS FOR 1m PANELS

Aluminium Trims (2.4m length)			
DESCRIPTION	KEY	CODE	Chrome White Black
External Corner		PW-EXTC	✓ ✓ ✓
U Channel		PW-UCHAN	✓ ✓ ✓
Internal Corner		PW-INTC	✓ ✓ ✓
Quadrant End Cap		PW-UQUAD	✓ ✓ ✓
H Section Joiner		PW-HSECT	✓ ✓ ✓
Angle 18.8 x 18.8mm		PW-RIDID	✓

### CROSS SECTION



### COLOURS FOR ALUMINIUM TRIMS








## CLEAR SOLID POLYCARBONATE



### FEATURES

- **Applications:** Safety glazing, Canopy roof partitions, Shelters, Roof lights & Machine guards.
- **Special characteristics:** Virtually unbreakable yet easy to handle & install.
- **Sizes:** Thickness range 2 – 12mm, sheet up to 6050 x 2050 in 4 & 6mm, & 3050 x 2050 in others.
- **Colour:** Clear
- **Unique features:** Versatile, malleable & UV resistant.
- **Also available:** Embossed, Georgian wire, scratch resistant, bullet proof.

## EXTRUDED ACRYLIC



### FEATURES

- **Applications:** Acoustic barriers, High clarity glazing, Light fixtures & Retail displays.
- **Special characteristics:** More flexible than glass.
- **Sizes:** Lengths 610-3050mm, Widths 305-2050mm & Thickness 2-20mm.
- **Colour:** Clear
- **Unique features:** 90% light transmission, UV resistant, Easily formed & Easy to mount.
- **Also available:** Prism, cast acrylic colours.

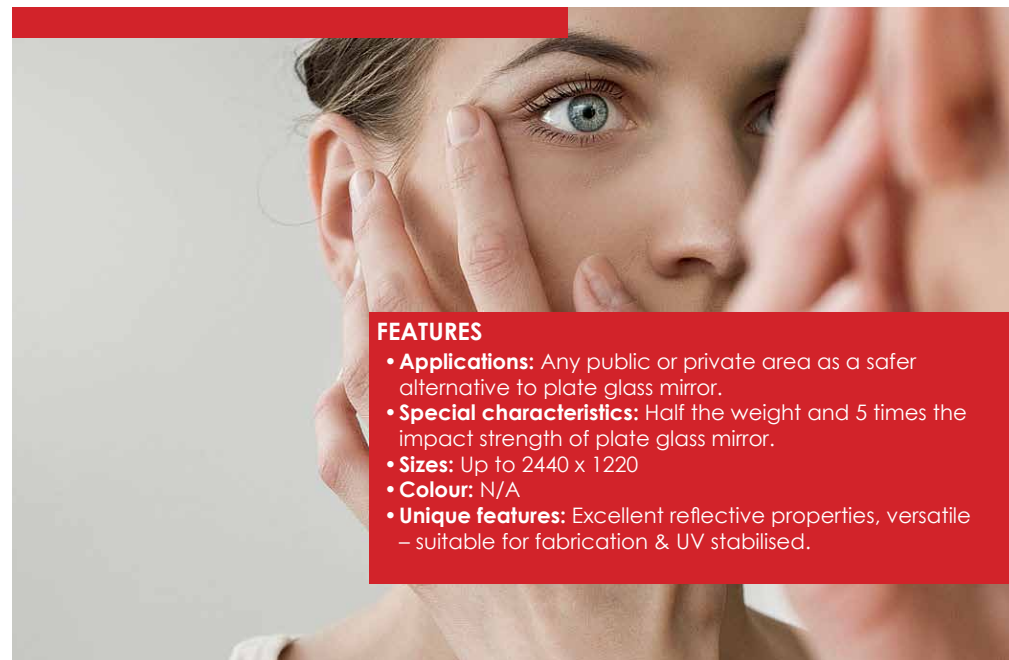
## CORRUGATED PVC



### FEATURES

- **Applications:** Carports, Greenhouses, Covered walkways, agricultural & Industrial structures.
- **Special characteristics:** Enables arched roofs and curved walls.
- **Sizes:** Widths 762mm & 1086mm, Lengths from 1830-3660mm
- **Colour:** Clear with a faint blue tint
- **Unique features:** Non-corrosive, Fire/weather/UV resistant & easy to handle.
- **Also available:** Suntuf polycarbonate.

## EXTRUDED ACRYLIC MIRROR



### FEATURES

- **Applications:** Any public or private area as a safer alternative to plate glass mirror.
- **Special characteristics:** Half the weight and 5 times the impact strength of plate glass mirror.
- **Sizes:** Up to 2440 x 1220
- **Colour:** N/A
- **Unique features:** Excellent reflective properties, versatile – suitable for fabrication & UV stabilised.



DUAL-SIDED COMPOSITE DECKING



NEW


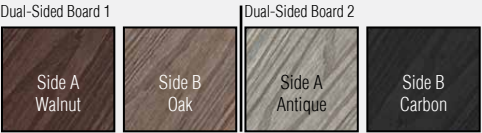
FEATURES

- Developed in Britain.
- Natural wood grain composite decking.
- Maximum stain resistance.
- Made from FSC® 100% hardwood flour and recycled HDPE plastic.
- Increased fade & U.V. resistance.
- Fire rated (D).
- Jet wash safe.
- Slip-resistant.

25  
YEAR  
GUARANTEE

Dual-Sided Board		Fascia Board		End Caps		Clips & Screws	
DESCRIPTION	CODE	DESCRIPTION	CODE	DESCRIPTION	CODE	DESCRIPTION	CODE
Oak/Walnut	DB0221420AWA	Oak	DD011072OAK	Oak (pk 20)	ENDDUALOAK	Starter (pk 20)	CPSTARTER
Carbon/Antique	DB022142CAAN	Walnut	DD011072WAL	Walnut (pk 20)	ENDDUALWAL	Fixing (pk 200)	CPFIXING
3.6 m long		Carbon	DD011072CAR	Carbon (pk 20)	ENDDUALCAR		
		Antique	DD011072ANT	Antique (pk 20)	ENDDUALANT		
		3.6 m long					

COLOURS FOR DUAL-SIDED COMPOSITE DECKING



XTRA STRONG COMPOSITE DECKING



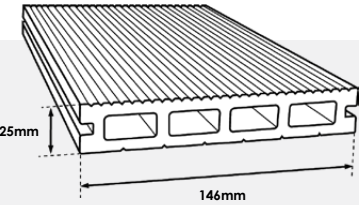
NEW

FEATURES

- Developed in Britain.
- Made from FSC® 100% hardwood flour and recycled HDPE plastic.
- Fade resistant.
- Fire rated (C).
- Jet wash safe.
- Slip-resistant.

10  
YEAR  
GUARANTEE

Xtra Strong Board		Fascia Board		End Caps		Clips & Screws	
DESCRIPTION	CODE	DESCRIPTION	CODE	DESCRIPTION	CODE	DESCRIPTION	CODE
Lava	HX025146LAV	Lava	XF011074LAV	Lava (pk 20)	ENDXSLAV	Starter (pk 20)	CPSTARTER
Silver	HX025146SIL	Silver	XF011074SIL	Silver (pk 20)	ENDXSIL	Fixing (pk 200)	CPFIXING
Walnut	HX025146WAL	Walnut	XF011074WAL	Walnut (pk 20)	ENDXSWAL		
3.6 m long		3.6 m long					



COLOURS FOR XTRA STRONG COMPOSITE DECKING







## UNDERGROUND DRAINAGE SYSTEM



### Pipe Plain Ended

DESCRIPTION	CODE
	
3m	D043
6m	D046

### Double Socket Settlement Rest Bend

DESCRIPTION	CODE
	
87.5° Bend	D570

### Pipe Couplings

DESCRIPTION	CODE
	
Single Socket	D124
Double Socket	D105


### Double Socket Rest Bend

DESCRIPTION	CODE
	
87.5° Bend	D571

### Single Socket Bends

DESCRIPTION	CODE
	
87.5° Bend (Socket/Spigot)	D161
45° Bend (Socket/Spigot)	D163
30° Bend (Socket/Spigot)	D164
15° Bend (Socket/Spigot)	D167


### Double Socket Bends

DESCRIPTION	CODE
	
87.5° Bend	D561
45° Bend	D563
30° Bend	D564
15° Bend	D567

### Adjustable Bend

DESCRIPTION	CODE
	
0-90° Adjustable Bend	D560

### Socket Plug

DESCRIPTION	CODE
	
Socket Plug	D296

## UNDERGROUND DRAINAGE SYSTEM

### Mini Access Chamber (300mm DIA)

DESCRIPTION	CODE
	
270mm Deep Chamber Base 5x110mm Flexible Inlets	D800
270mm 45° Inlet Chamber Base 3x110mm Flexible Inlets	D801


### Large Inspection Chamber (450mm DIA)

DESCRIPTION	CODE
	
270mm Deep Chamber Base 5x110mm Flexible Inlets	D900
270mm Deep Chamber Base 5x110mm Fixed Inlets	D910

### Bottle Gully Traps

DESCRIPTION	CODE
	
Bottle Gully Circular Grid	D510
Back Inlet Bottle Gully Rectangular Grid	D530
Back Inlet Bottle Gully Circular Grid	D540
200mm Riser	D505


### Universal Gully Trap

DESCRIPTION	CODE
	
Universal Gully Trap (Socket/Spigot 45°)	D500
Spare Square Grid (Polypropylene)	D502
Square Hopper inc. Polypropylene Grid	D504

### Mini Access Chamber Accessories

DESCRIPTION	CODE
	
340mm Sealed Screw Down Cover & Frame	D830

### Equal Junctions

DESCRIPTION	CODE
	
87.5° Junction (Double Socket)	D190
45° Junction (Double Socket)	D210
87.5° Junction (Triple Socket)	D191
45° Junction (Triple Socket)	D211

### Adapters

DESCRIPTION	CODE
	
Universal Waste Adaptor (32/40/50mm)	D95
Universal Rainwater Adaptor (Sq/Rnd)	D96
80 x 110mm Adaptor	D97

### Mini Access Chamber Accessories

DESCRIPTION	CODE
	
100mm Chamber Riser With Integral Rubber Ring	D820
200mm Chamber Riser With Integral Rubber Ring	D822

### Large Inspection Chamber Accessories

DESCRIPTION	CODE
	
*450mm Plastic Cover & Frame	D930
Cast Iron Cover & Plastic Frame	D923


### Flexible Coupling & Adaptors

DESCRIPTION	CODE
	
Flexi Coupling 98mm - 115mm	D288194
Flexi Adaptor A: 98mm - 115mm B: 120mm - 136mm	D288193

### Large Inspection Chamber Accessories

DESCRIPTION	CODE
	
235mm Extension Riser	D915
Riser Sealing Ring (Use With Each Frame)	D935

### Garage Pack

DESCRIPTION	CODE
	
5 Tonne Load Rating	
110mm Domestic Channel Drainage Pack (Plastic Grid)	D750
110mm Domestic Channel Drainage Pack (Galvanised Grid)	D751
Inc 3 x 1m Lengths, End cap & End outlet	





## RING SEAL SOIL SYSTEM



### Pipe Single Socket



DESCRIPTION	CODE
3m	SP3

### Brackets



DESCRIPTION	CODE
Pipe Clip	SP82

### Pipe Couplings



DESCRIPTION	CODE
Single Socket	SP124
Double Socket	SP105

### Offset Bends



DESCRIPTION	CODE
135° Ringseal top & solvent bottom	SP440
135° Spigot / Solvent Socket	SP435

### Access Fittings



DESCRIPTION	CODE
92.5° Access Bend	SP169
Socket Plug	SP296
Access Pipe (Socket/Spigot)	SP274

### Bosses / Manifolds



DESCRIPTION	CODE
Short Boss Pipe	SP583
Strap On Boss	SP319

### Soil Pipe Branches



DESCRIPTION	CODE
92.5° Branch	SP190

### Terminal Fittings



DESCRIPTION	CODE
Vent Terminal	SP302

## DRAINAGE & WASTE

## RING SEAL SOIL SYSTEM

### Soil Pipe Bends



DESCRIPTION	CODE
92.5° Bend (Socket/Spigot)	SP161
92.5° Bend (Double Socket)	SP561
135° Bend (Socket/Spigot)	SP163

### Boss Adaptors



DESCRIPTION	CODE
32mm	SP10
40mm	SP11
50mm	SP12
Rubber Push-Fit	

### Soil WC Connectors



DESCRIPTION	CODE
Straight	SP101
Only available in White	

### Soil WC Connectors



DESCRIPTION	CODE
14° Connector	SP108
Only available in White	

### Soil WC Connectors



DESCRIPTION	CODE
Offset	SP102
Only available in White.	

### Soil WC Connectors



DESCRIPTION	CODE
Swan Neck	SP100
Only available in White.	

### Soil WC Connectors



DESCRIPTION	CODE
90° Bend	SP103
Only available in White.	

### Soil WC Connectors



DESCRIPTION	CODE
250mm Extension	SP104
Only available in White.	

### Soil WC Connectors



DESCRIPTION	CODE
Flexible	SP106
Only available in White.	

### Air Admittance Valves



DESCRIPTION	CODE
Air Admittance Valves Push Fit 110mm	AX110

### COLOURS FOR RING SEAL SOIL SYSTEM

W White	BL Black	G Grey
------------	-------------	-----------

**HUGE STOCKS • GREAT SERVICE**  
**TRADE PRICES • CLICK & COLLECT**  
**VISIT YOUR LOCAL DEPOT**



## SILIRUB

Silirub N	NEW
DESCRIPTION	CODE
Brilliant White	GSNBW
White	GSNW
Clear	GSNC

A general purpose low modulus neutral silicone (LMN).

Silirub LM	NEW
DESCRIPTION	CODE
Brilliant White	128335

A high trade quality silicone.

Silirub LMN	
DESCRIPTION	CODE
Brilliant White	GLMNW
Clear	GLMNC
Caramel	GS20
Teak	GLMNB
Bronze	GS2BZ
Black (Ral 8022)	GS2BL
Anthracite (Ral 7016)	GS2A

Superior performance perimeter sealing of PVC-U windows & doors.

Silirub Colour	
DESCRIPTION	CODE
Wine Red (Ral 3005)	GSCWR
Royal Blue (Ral 5011)	GSCRB
Rustic Green (Ral 6009)	GSCRG
Slate Grey (Ral 7015)	GSCSG
Chartwell Green	GSCCG

RAL colour match silicone for coloured profiles. Other colours available subject to lead time. Premium quality perimeter sealing of PVC-U windows, doors & roofline.

Silirub 2	
DESCRIPTION	CODE
Brilliant White	GS2W
Clear	GS2C
Irish Oak	GS2IO
Teak	GS2B
Cream (Ral 9001)	GS2CR

Premium quality perimeter sealing of PVC-U windows & doors.

## SANITARY SILICONE

Stay Fresh	
DESCRIPTION	CODE
White	125788
Clear	125925
Ivory	125924

Premium neutral grade lifetime guarantee sanitary sealant.

Silirub 1	
DESCRIPTION	CODE
White	GSANW
Clear	GSANC

High quality sanitary sealant with fungicide.

Did you know we have a specialist Sheet Materials Department? Email [sheet.materials@gap.uk.com](mailto:sheet.materials@gap.uk.com) for details.

## INSTALLATION ESSENTIALS

## FIX ALL

Fix ALL Extreme SMX	NEW
DESCRIPTION	CODE
White	127479

High strength elastic adhesive with extreme initial grab of over 400kg/m3.

Fix ALL High Tack	
DESCRIPTION	CODE
White	FAW
Brown	FAB
Black	FABL
Grey	FAGR

Ultimate in sealant and adhesive performance, mould resistant.

Fix ALL Crystal	
DESCRIPTION	CODE
Crystal Clear	FAC

100% Crystal clear, virtually invisible bonding, mould resistant, all weather use.

## ROOFING

Fix ALL Turbo	
DESCRIPTION	CODE
White	FATW

Super-fast (20 mins), high initial tack, all weather use, mould resistant.

Aquafix	
DESCRIPTION	CODE
Transparent	AWS2

Repair of leaking rainwater joints or when sealing on damp surfaces.

Lead Neutral Silicone	
DESCRIPTION	CODE
Grey	LS

Suitable for sealing of lead sheet.

## SEALANTS & FILLERS

Decorators Caulk	
DESCRIPTION	CODE
White	AS1
Brown	AS2

Interior sealing of PVC-U windows & doors.

Gap Filler	
DESCRIPTION	CODE
White	GP2

Solvent based PVC resin for filling/sealing of PVC-U frames.

Soudafill Light Weight Filler	
DESCRIPTION	CODE
900ml White	LWF900W

Lightweight sandable filler for filling of cracks and holes.

## GLASS & GLAZING

SMX 506	
DESCRIPTION	CODE
SMX 506 - White	SMXW
SMX 506 - Black	SMXBL

An approved wet sealant for self-cleaning glass.

Soudaseal Mirror	
DESCRIPTION	CODE
Grey	GMA

Hybrid based mirror adhesive non-deforming to mirror backing.



## ADHESIVES

**Soudabond Easy**

DESCRIPTION	CODE
Gun Grade 750ml	FAEGG
Handheld 750ml	FAEHH



Fast-curing PU foam adhesive mortar for filling & bonding.

**Super Glue / Activator**

DESCRIPTION	CODE
Super Glue 20gms (Medium Viscosity)	SG
Super Glue 50gms (High Viscosity)	50SG
Super Glue Activator 200ml	SGA
Super Glue & Activator	50MK



Fast-curing superglues & activator to improve adhesion time.

**T-REX**

DESCRIPTION	CODE
Solvent Based	125935
Solvent Free	126781



Fibre reinforced grab adhesive.

## LUBRICATING AEROSOLS

**Multi Spray**

DESCRIPTION	CODE
Universal	GMS



Ideal for use on screws, bolts, nuts, axles, hinges & much more.

**Silicone Lubricant**

DESCRIPTION	CODE
Multi use	SL400




Protective, lubricating, water repellent spray based on silicone oils.

## EXPANDING FOAMS

**Expanding Foam**

DESCRIPTION	CODE
Gun Grade 750ml	EGG
Handheld 750ml	EHH
Genius Gun 600ml	124107
Foam Gun Cleaner 500ml	EGC




Handheld & Gun applied expanding PU foams for window & door installation.

## CLEANING PRODUCTS

**Cleaners**

DESCRIPTION	CODE
Glass Cleaner 1 Ltr	GC
Solvent Cleaner 1 Ltr	FC
Cream Cleaner 1 Ltr	FCC



Solvent based cleaner for PVC-U, general purpose cream cleaner & detergent based glass cleaner.

**Sealant Remover**

DESCRIPTION	CODE
400ml	GSR



To aid with removal of any sealant. Fast-acting aerosol formulation.

**Cured PU Foam Remover**

DESCRIPTION	CODE
100ml	PUFR



Cleaner specially developed to remove cured foam (incl. spatula + brush).

**Swipex Cleaning Wipes**

DESCRIPTION	CODE
100	MPCW



For cleaning of hands & tools and to remove fresh silicone, PU, grease, oil, dirt & other contaminants (100 wipes).

**Tissue Wipe**

DESCRIPTION	CODE
183mm x 150m	TW



## TOOLS

**Predator Saw**

DESCRIPTION	CODE
PVC-U Saw 508mm 20"	PVCHS
PVC-U Saw Twin Pack	SJTP
Universal Saw 508mm 20"	UHS
Universal Saw 350mm 14"	TLS44



**Sabre Saw Blades (pk 5)**

DESCRIPTION	CODE
Long Thick Cut Metal 180mm	S1122BF
Coarse Cut 220mm	S1531L
Straight Coarse Cut 130mm	S644D
Medium Cut Metal 130mm	S922BF



**Retractable Stanley 99e Knife**

DESCRIPTION	CODE
Knife	TLS13
Blades (Pk 5)	TLS22



**Hacksaws & Blades**

DESCRIPTION	CODE
Frame 300mm 12"	TLS19
Blade (each)	TLS20



**Floor Protector**

DESCRIPTION	CODE
600mm x 50m	PFCC650
Available in Yellow or Clear.	



**Dust Sheets/ Tarpaulins**

DESCRIPTION	CODE
3660 x 2750mm (12" x 9")	DS
Tarpaulin 5490 X 3660mm (18" x 12")	TP



**Tape Measures**

DESCRIPTION	CODE
Stanley 5m	TLS59
Stanley 8m	TLS60



**Crow Bar**

DESCRIPTION	CODE
24"	KEN5057240K



**Extra Strong Rubble Sacks**

DESCRIPTION	CODE
18" x 29" (Roll of 7)	RS
18" x 29" (Roll of 100)	RS100







## TOOLS

### Body Suction Lifter



DESCRIPTION	CODE
3 Cup 120kg Maximum Capacity	GLASSLIFT1

### Nylon-Faced Hammers



DESCRIPTION	CODE
20oz 32mm	KEN5273040K
Replacement Face 32mm	KEN5293040K
24oz 38mm	KEN5273060K
Replacement Face 38mm	KEN5293060K

### Xpert Chisel Bead Knife



DESCRIPTION	CODE
32mm	KNIFECHIS32MI

### Premium SDS Hammer Drill



DESCRIPTION	CODE
6.2mm x 210mm	SDSPL6210
6.2mm x 260mm	SDSPL6260
6.5mm x 210mm	SDSPL65210
6.5mm x 260mm	SDSPL65260

### SDS Hammer Drill



DESCRIPTION	CODE
* 6.0mm x 210mm	SDS6210
* 6.0mm x 260mm	SDS6260
6.5mm x 210mm	SDS65210
6.5mm x 260mm	SDS65260
* Suitable for Direct Frame Anchors.	

### Long Series HSS Drill Bit



DESCRIPTION	CODE
3.0mm	HSS3
4.0mm	HSS4
5.0mm	HSS5
6.0mm	HSS6
7.0mm	HSS7
8.0mm	HSS8
9.0mm	HSS9
10.0mm	HSS10

### Driver Bit



DESCRIPTION	CODE
PZ2 -150mm (pk 1)	2CB150GB

## TOOLS

### Flat Packers (24mm )




DESCRIPTION	BAG (100)	BOX (1,000)
24 x 100 x 1mm Green	FP241B	FP241
24 x 100 x 2mm Black	FP242B	FP242
24 x 100 x 3mm White	FP243B	FP243
24 x 100 x 4mm Grey	FP244B	FP244
24 x 100 x 5mm Blue	FP245B	FP245
24 x 100 x 6mm Red	FP246B	FP246

### Flat Packers (28mm)




DESCRIPTION	BAG (100)	BOX (1,000)
28 x 100 x 1mm Green	FP281B	FP281
28 x 100 x 2mm Black	FP282B	FP282
28 x 100 x 3mm White	FP283B	FP283
28 x 100 x 4mm Grey	FP284B	FP284
28 x 100 x 5mm Blue	FP285B	FP285
28 x 100 x 6mm Red	FP286B	FP286

### Mixed Flat Packers



DESCRIPTION	CODE
24 x 100 x 1-6mm (Bag 100)	MP24B
26 x 100 x 1-6mm (Bag 100)	MP26B
28 x 100 x 1-6mm (Bag 100)	MP28B
30 x 100 x 1-6mm (Bag 100)	MP30B
32 x 100 x 1-6mm (Bag 100)	MP32B
44 x 100 x 2-5mm (Bag 50)	MP44B
44mm Suitable for Triple Glazing	

### Bridge Packers



DESCRIPTION	CODE
20mm x 100mm x 5mm	BP205
24mm x 100mm x 5mm	BP245
26mm x 100mm x 5mm	BP265
28mm x 100mm x 4mm	BP284
32mm x 100mm x 5mm	BP325
In 1000s only.	

### Glazing Shovel



DESCRIPTION	CODE
Glazing Shovel	GZS

### Winbag



DESCRIPTION	CODE
	WB
Expands from 2mm - 50mm.	



## TOOLS

### Direct Frame Anchors (Concrete Screws)

DESCRIPTION	CODE
7.5mm x 62mm (100)	DFA7562
7.5mm x 82mm (100)	DFA7582
7.5mm x 102mm (100)	DFA75102
7.5mm x 112mm (100)	DFA75112
7.5mm x 122mm (100)	DFA75122
7.5mm x 142mm (100)	DFA75142
7.5mm x 152mm (100)	DFA75152
7.5mm x 202mm (100)	DFA75202

### Star Screws (per box)

DESCRIPTION	CODE	DESCRIPTION	CODE
4 x 25mm (200)	GSS425	5 x 25mm (200)	GSS525
4 x 30mm (200)	GSS430	5 x 30mm (200)	GSS530
4 x 35mm (200)	GSS435	5 x 40mm (200)	GSS540
4 x 40mm (200)	GSS440	5 x 50mm (200)	GSS550
4 x 50mm (200)	GSS450	5 x 60mm (200)	GSS560
4 x 60mm (200)	GSS460	5 x 70mm (200)	GSS570
4 x 70mm (200)	GSS470	5 x 80mm (200)	GSS580
		5 x 90mm (100)	GSS590
		5 x 100mm (100)	GSS5100

### Cover Caps

DESCRIPTION	CODE	W	BL	B	DG
100s	CC	✓	✓	✓	✓

### PVC-U Cover-up Marker Pen

DESCRIPTION	CODE
White	WHMP
Black	BMP
Woodgrain	WMP
Cherry	CMP
Rosewood	RMP

Other colours available on request.

### COLOURS FOR COVER CAPS

W White	BL Black	B Brown	DG Dark Grey	NEW
------------	-------------	------------	-----------------	-----

### COLOURS FOR PVC-U COVER-UP MARKER PENS

WHMP White	BMP Black	WMP Woodgrain	CMP Cherry	RMP Rosewood
---------------	--------------	------------------	---------------	-----------------

### Double-Sided Tapes

DESCRIPTION	CODE	W	B
10 x 1mm / 50m	GDS101	✓	✓
10 x 2mm / 25m	GDS102	✓	✓
10 x 3mm / 20m	GDS103	✓	✓
10 x 4mm / 15m	GDS104	✓	✓
12 x 1mm / 50m	GDS121	✓	✓
12 x 3mm / 20m	GDS123	✓	✓
12 x 4mm / 15m	GDS124	✓	✓
12 x 5mm / 12m	GDS125	✓	✓
15 x 1mm / 50m	GDS151	✓	✓
15 x 3mm / 20m	GDS153	✓	✓
15 x 4mm / 15m	GDS154	✓	✓
17 x 6mm / 10m	GDS176	✓	✓
20 x 3mm / 20m	GDS203	✓	✓
20 x 5mm / 12m	GDS205	✓	✓

### Baypole Screws

DESCRIPTION	CODE
5mm x 50mm (100)	GBS550
5mm x 60mm (100)	GBS560
5mm x 70mm (100)	GBS570
5mm x 80mm (100)	GBS580

### Rawlplugs

DESCRIPTION	CODE
Brown (100)	RP1
Red (100)	RP2

Brown: Drill size 7mm. Minimum hole depth 45mm.  
Red: Drill size 5.5mm. Minimum hole depth 35mm.

## TOOLS

### T Bar Allen Key

DESCRIPTION	CODE
4mm 3D Hinge Adjustment	KEN601608OK

### T15 Torx Bar

DESCRIPTION	CODE
Keep Adjustment	KEN603015OK

### Sliding Bevel

DESCRIPTION	CODE
	KEN597675OK

### Holesaw

DESCRIPTION	CODE
70mm (suitable for circular vent)	HS70B
40mm (suitable for circular vent)	HS40B
Fits Arbour 32mm-210mm	

### Arbour

DESCRIPTION	CODE
A2 Arbour 32mm-210mm (5/8" x 18 thread)	AA2B
Fits Holesaw 40mm-70mm	

### Masking Tape

DESCRIPTION	CODE
19mm	TLS16
25mm	TLS17
50mm	TLS18

### Jigsaw Blades (pk 5)

DESCRIPTION	CODE
Fine/Clean Cut 75mm	AHC12
Course Cut 75mm	AHG13

### Gasket Shears

DESCRIPTION	CODE
	TLS36
Can also be used to cut window trims.	

### Don Carlos Knife

DESCRIPTION	CODE
	TLS65

### Heavy Duty Silicone Gun

DESCRIPTION	CODE
	HDSHG
Professional grade, full metal applicator gun.	

### Silicone Hand Gun

DESCRIPTION	CODE
400ml	SHGL

### Expanding Foam Gun

DESCRIPTION	CODE
Applicator	FGA







STILL CAN'T FIND WHAT YOU NEED,

ASK  
ONE OF OUR  
TEAM

Depots Nationwide or call 0845 313 10 12  
[www.gap.uk.com](http://www.gap.uk.com)

gap



gap 

T: 0845 313 10 12  
F: 0845 313 03 13  
[www.gap.uk.com](http://www.gap.uk.com)

Follow us @GAP Ltd



GAP's policy is one of continuous improvement and we reserve the right to change details and prices at any time without notice. Reproduction of this brochure - in part or full - is strictly forbidden without the written consent of GAP. Due to variations in the printing process, colours are to be considered as representative of the actual product. GAP as an innovator in the industry will vigorously uphold and defend its intellectual and artistic rights from copy. © 2020, General All-Purpose Plastic. GPG 05 03/2020.

